

Site Usage

2,845 Visits

53.11% Bounce Rate

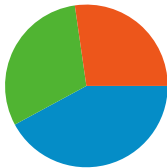
11,140 Pageviews

00:03:30 Avg. Time on Site

3.92 Pages/Visit

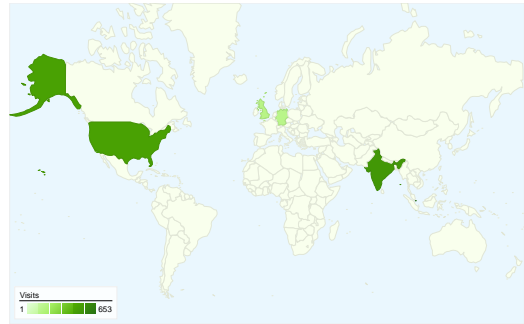
60.39% % New Visits

Traffic Sources Overview

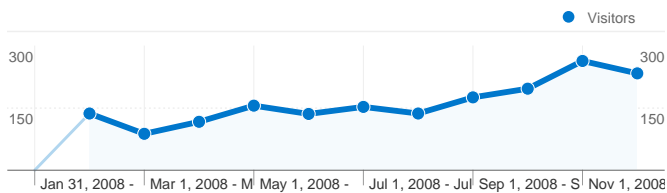


- **Search Engines**
1,198.00 (42.11%)
- **Direct Traffic**
871.00 (30.62%)
- **Referring Sites**
776.00 (27.28%)

Map Overlay world



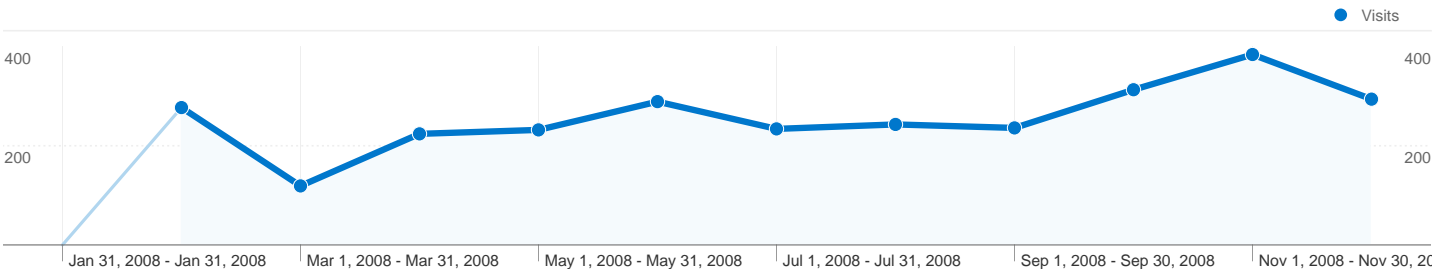
Visitors Overview



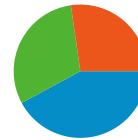
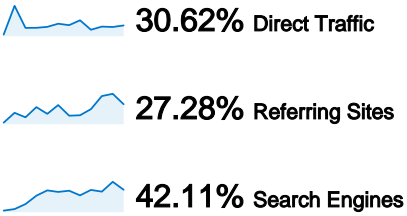
Visitors
1,718

Content Overview

Pages	Pageviews	% Pageviews
/	1,773	15.92%
/application.htm	1,187	10.66%
/links.htm	1,097	9.85%
/principle.htm	850	7.63%
/aboutus.htm	827	7.42%



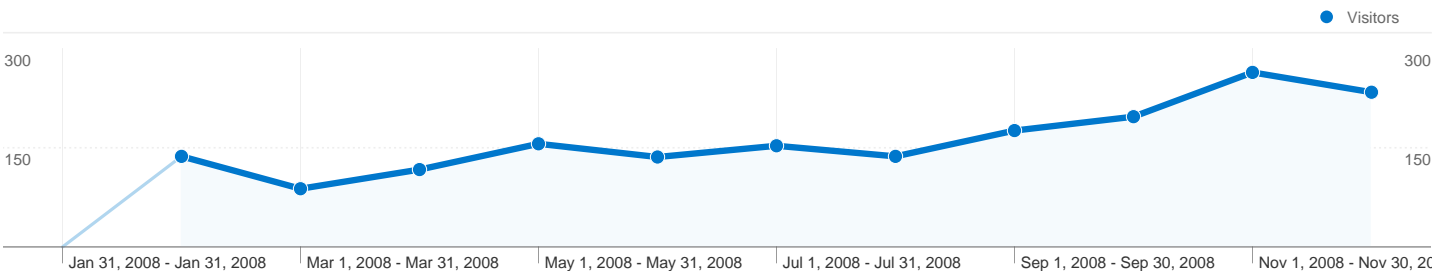
All traffic sources sent a total of 2,845 visits



Search Engines	1,198.00 (42.11%)
Direct Traffic	871.00 (30.62%)
Referring Sites	776.00 (27.28%)

Top Traffic Sources

Sources	Visits	% visits	Keywords	Visits	% visits
google (organic)	1,105	38.84%	velocimetry	111	9.27%
(direct) ((none))	871	30.62%	stereo piv	78	6.51%
en.wikipedia.org (referral)	151	5.31%	velocimetry.net	65	5.43%
velocimetry.in (referral)	104	3.66%	piv labs germany	27	2.25%
mail.google.com (referral)	91	3.20%	stereoscopic piv	18	1.50%



1,718 people visited this site

2,845 Visits

1,718 Absolute Unique Visitors

11,140 Pageviews

3.92 Average Pageviews

00:03:30 Time on Site

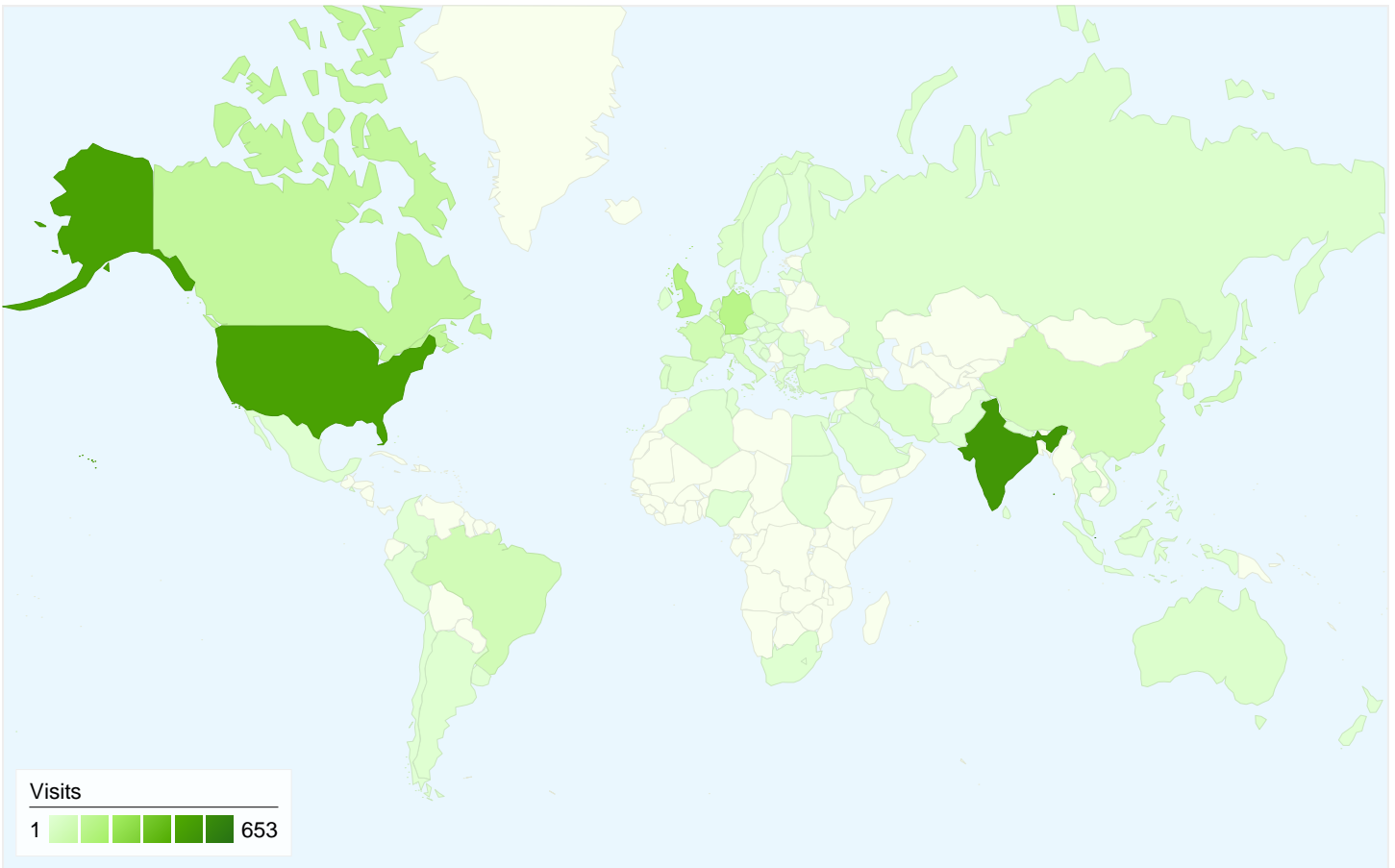
53.11% Bounce Rate

60.39% New Visits

Technical Profile

Browser	Visits	% visits
Internet Explorer	1,657	58.24%
Firefox	930	32.69%
Opera	128	4.50%
Chrome	48	1.69%
Safari	44	1.55%

Connection Speed	Visits	% visits
T1	1,191	41.86%
Unknown	770	27.07%
DSL	555	19.51%
Cable	244	8.58%
Dialup	82	2.88%

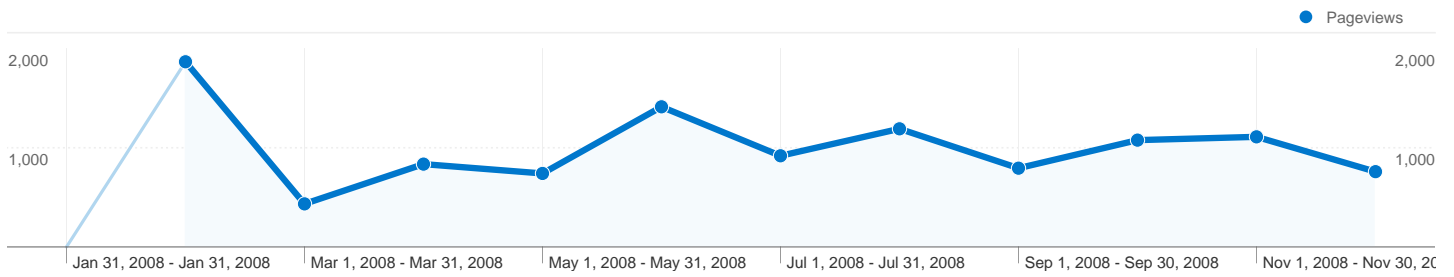


2,845 visits came from 74 countries/territories

Site Usage

Country/Territory	Visits	Pages/Visit	Avg. Time on Site	% New Visits	Bounce Rate
Singapore	653	5.79	00:06:41	24.04%	41.04%
India	512	4.94	00:04:49	56.84%	47.85%
United States	473	2.95	00:01:52	69.98%	65.54%
United Kingdom	152	3.39	00:02:01	76.97%	50.66%
Germany	147	3.07	00:02:08	76.87%	57.82%
Canada	110	2.16	00:01:03	62.73%	73.64%
France	63	3.11	00:01:52	85.71%	57.14%
Brazil	58	1.62	00:00:28	84.48%	81.03%
China	56	2.91	00:03:03	73.21%	60.71%

Japan	48	2.35	00:02:06	85.42%	56.25%
					1 - 10 of 74



Pages on this site were viewed a total of 11,140 times

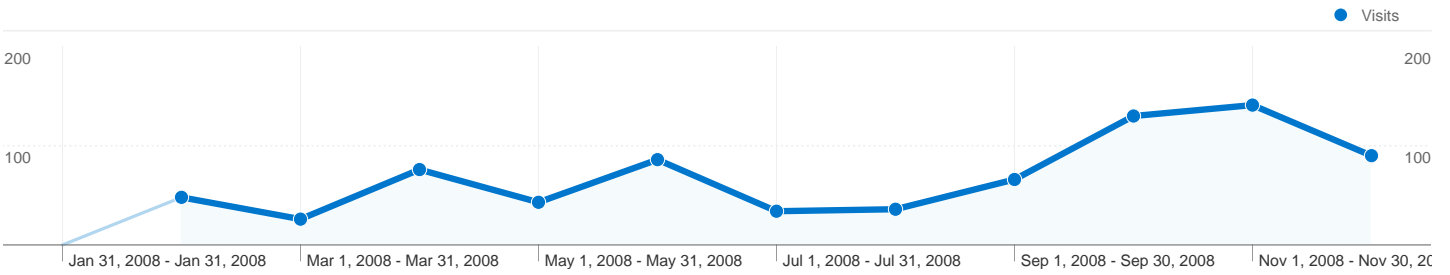
11,140 Pageviews

7,158 Unique Views

53.11% Bounce Rate

Top Content

Pages	Pageviews	% Pageviews
/	1,773	15.92%
/application.htm	1,187	10.66%
/links.htm	1,097	9.85%
/principle.htm	850	7.63%
/aboutus.htm	827	7.42%

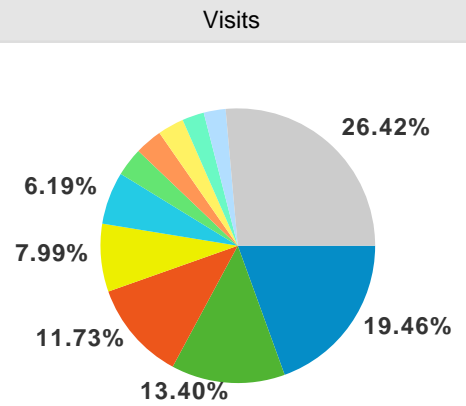


Referring sites sent 776 visits via 80 sources

Site Usage

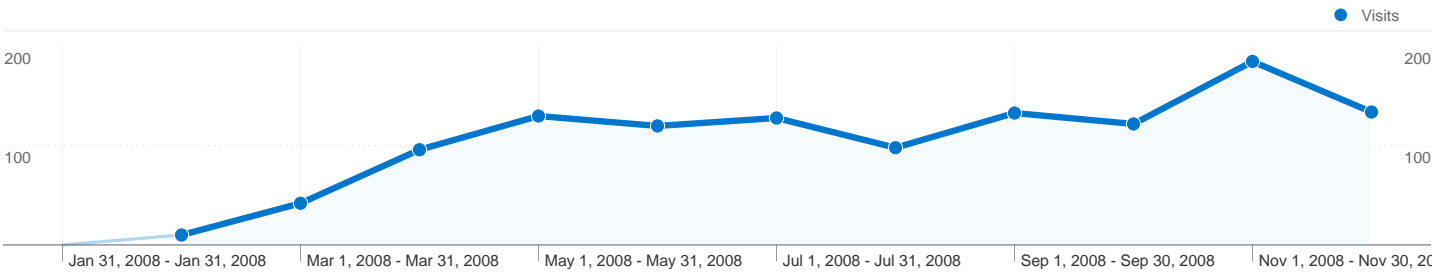
Visits 776 % of Site Total: 27.28%	Pages/Visit 3.66 Site Avg: 3.92 (-6.40%)	Avg. Time on Site 00:03:28 Site Avg: 00:03:30 (-0.95%)	% New Visits 51.29% Site Avg: 60.39% (-15.07%)	Bounce Rate 51.68% Site Avg: 53.11% (-2.70%)
---	---	---	---	---

Source	Visits	Visits
en.wikipedia.org	151	19.46%
velocimetry.in	104	13.40%
mail.google.com	91	11.73%
dogpile.com	62	7.99%
images.google.com	48	6.19%
orkut.com	26	3.35%
velocimetry.net	25	3.22%
linkedin.com	24	3.09%
gsudhirg.googlepages.com	20	2.58%
images.google.de	20	2.58%
temasek-lab.nus.edu.sg	14	1.80%
velocimetry.blogspot.com	14	1.80%
alexa.com	12	1.55%
alumni.nitk.ac.in	10	1.29%
images.google.co.in	10	1.29%
images.google.co.uk	10	1.29%
valuebound.com	10	1.29%
websitegrader.com	10	1.29%
images.google.fr	9	1.16%
images.google.it	8	1.03%
groups.google.com	6	0.77%
images.google.ca	6	0.77%



images.google.be	4	0.52%
scour.com	4	0.52%
guide.opendns.com	3	0.39%
images.google.bg	3	0.39%
images.google.es	3	0.39%
images.google.nl	3	0.39%
images.google.pl	3	0.39%
orkut.co.in	3	0.39%
64.233.167.104	2	0.26%
blogger.com	2	0.26%
google.ca	2	0.26%
images.google.ba	2	0.26%
images.google.co.il	2	0.26%
images.google.co.th	2	0.26%
images.google.com.au	2	0.26%
images.google.com.tw	2	0.26%
images.google.ru	2	0.26%
rednano.sg	2	0.26%
209.85.175.104	1	0.13%
64.233.169.104	1	0.13%
aseanpreneurs.ning.com	1	0.13%
clusty.com	1	0.13%
delicious.com	1	0.13%
goodsearch.com	1	0.13%
google.cn	1	0.13%
google.co.in	1	0.13%
google.co.kr	1	0.13%
google.co.uk	1	0.13%
google.com	1	0.13%
google.com.au	1	0.13%
google.dk	1	0.13%
images.google.ch	1	0.13%
images.google.cn	1	0.13%
images.google.co.jp	1	0.13%
images.google.com.br	1	0.13%
images.google.com.eg	1	0.13%

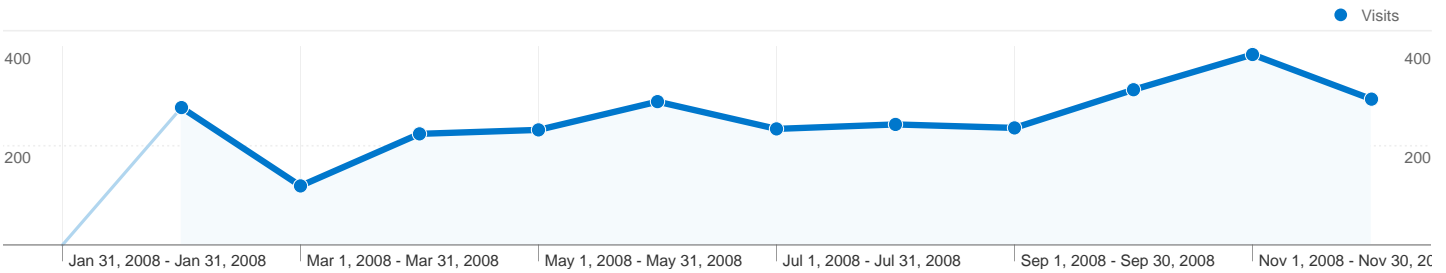
■ images.google.com.mx	1	0.13%
■ images.google.com.my	1	0.13%
■ images.google.com.sa	1	0.13%
■ images.google.com.sg	1	0.13%
■ images.google.com.tr	1	0.13%
■ images.google.gr	1	0.13%
■ images.google.hu	1	0.13%
■ images.google.lv	1	0.13%
■ images.google.ro	1	0.13%
■ in.mc83.mail.yahoo.com	1	0.13%
■ kml.com	1	0.13%
■ mail.ouc.edu.cn	1	0.13%
■ nitkalumni.ning.com	1	0.13%
■ recruiter.monster.com.sg	1	0.13%
■ sea28.chol.com	1	0.13%
■ suche.t-online.de	1	0.13%
■ translate.google.ru	1	0.13%
■ tw.babelfish.yahoo.com	1	0.13%
■ uk.mc301.mail.yahoo.com	1	0.13%
■ us.f379.mail.yahoo.com	1	0.13%
■ us.f511.mail.yahoo.com	1	0.13%
■ wyki.org	1	0.13%



Search sent 1,198 total visits via 4 sources

Site Usage

Visits 1,198 % of Site Total: 42.11%	Pages/Visit 3.01 Site Avg: 3.92 (-23.26%)	Avg. Time on Site 00:02:13 Site Avg: 00:03:30 (-36.70%)	% New Visits 71.20% Site Avg: 60.39% (17.91%)	Bounce Rate 61.10% Site Avg: 53.11% (15.05%)
Source	Visits	Visits	Visits	
google	1,105	92.24%		
yahoo	69	5.76%		
live	13	1.09%		
msn	11	0.92%		



All traffic sources sent 2,845 visits via 85 sources and mediums

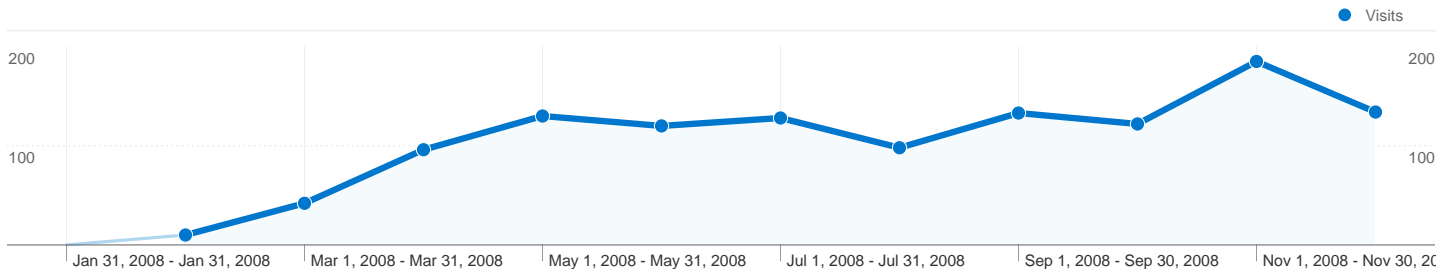
Site Usage

Visits 2,845 % of Site Total: 100.00%	Pages/Visit 3.92 Site Avg: 3.92 (0.00%)	Avg. Time on Site 00:03:30 Site Avg: 00:03:30 (0.00%)	% New Visits 60.42% Site Avg: 60.39% (0.06%)	Bounce Rate 53.11% Site Avg: 53.11% (0.00%)
--	--	--	---	--

Source/Medium	Visits	Visits	Visits
google / organic	1,105	38.84%	
(direct) / (none)	871	30.62%	
en.wikipedia.org / referral	151	5.31%	
velocimetry.in / referral	104	3.66%	
mail.google.com / referral	91	3.20%	
yahoo / organic	69	2.43%	
dogpile.com / referral	62	2.18%	
images.google.com / referral	48	1.69%	
orkut.com / referral	26	0.91%	
velocimetry.net / referral	25	0.88%	
linkedin.com / referral	24	0.84%	
gsudhirg.googlepages.com / referral	20	0.70%	
images.google.de / referral	20	0.70%	
temasek-lab.nus.edu.sg / referral	14	0.49%	
velocimetry.blogspot.com / referral	14	0.49%	
live / organic	13	0.46%	
alexa.com / referral	12	0.42%	
msn / organic	11	0.39%	
alumni.nitk.ac.in / referral	10	0.35%	
images.google.co.in / referral	10	0.35%	
images.google.co.uk / referral	10	0.35%	
valuebound.com / referral	10	0.35%	

■ websitegrader.com / referral	10	0.35%
■ images.google.fr / referral	9	0.32%
■ images.google.it / referral	8	0.28%
■ groups.google.com / referral	6	0.21%
■ images.google.ca / referral	6	0.21%
■ images.google.be / referral	4	0.14%
■ scour.com / referral	4	0.14%
■ guide.opendns.com / referral	3	0.11%
■ images.google.bg / referral	3	0.11%
■ images.google.es / referral	3	0.11%
■ images.google.nl / referral	3	0.11%
■ images.google.pl / referral	3	0.11%
■ orkut.co.in / referral	3	0.11%
■ 64.233.167.104 / referral	2	0.07%
■ blogger.com / referral	2	0.07%
■ google.ca / referral	2	0.07%
■ images.google.ba / referral	2	0.07%
■ images.google.co.il / referral	2	0.07%
■ images.google.co.th / referral	2	0.07%
■ images.google.com.au / referral	2	0.07%
■ images.google.com.tw / referral	2	0.07%
■ images.google.ru / referral	2	0.07%
■ rednano.sg / referral	2	0.07%
■ 209.85.175.104 / referral	1	0.04%
■ 64.233.169.104 / referral	1	0.04%
■ aseanpreneurs.ning.com / referral	1	0.04%
■ clusty.com / referral	1	0.04%
■ delicious.com / referral	1	0.04%
■ goodsearch.com / referral	1	0.04%
■ google.cn / referral	1	0.04%
■ google.co.in / referral	1	0.04%
■ google.co.kr / referral	1	0.04%
■ google.co.uk / referral	1	0.04%
■ google.com / referral	1	0.04%
■ google.com.au / referral	1	0.04%
■ google.dk / referral	1	0.04%

■ images.google.ch / referral	1	0.04%
■ images.google.cn / referral	1	0.04%
■ images.google.co.jp / referral	1	0.04%
■ images.google.com.br / referral	1	0.04%
■ images.google.com.eg / referral	1	0.04%
■ images.google.com.mx / referral	1	0.04%
■ images.google.com.my / referral	1	0.04%
■ images.google.com.sa / referral	1	0.04%
■ images.google.com.sg / referral	1	0.04%
■ images.google.com.tr / referral	1	0.04%
■ images.google.gr / referral	1	0.04%
■ images.google.hu / referral	1	0.04%
■ images.google.lv / referral	1	0.04%
■ images.google.ro / referral	1	0.04%
■ in.mc83.mail.yahoo.com / referral	1	0.04%
■ kmle.com / referral	1	0.04%
■ mail.ouc.edu.cn / referral	1	0.04%
■ nitkalumni.ning.com / referral	1	0.04%
■ recruiter.monster.com.sg / referral	1	0.04%
■ sea28.chol.com / referral	1	0.04%
■ suche.t-online.de / referral	1	0.04%
■ translate.google.ru / referral	1	0.04%
■ tw.babelfish.yahoo.com / referral	1	0.04%
■ uk.mc301.mail.yahoo.com / referral	1	0.04%
■ us.f379.mail.yahoo.com / referral	1	0.04%
■ us.f511.mail.yahoo.com / referral	1	0.04%
■ wyki.org / referral	1	0.04%



Search sent 1,198 total visits via 696 keywords

Site Usage

Visits 1,198 % of Site Total: 42.11%	Pages/Visit 3.01 Site Avg: 3.92 (-23.26%)	Avg. Time on Site 00:02:13 Site Avg: 00:03:30 (-36.70%)	% New Visits 71.20% Site Avg: 60.39% (17.91%)	Bounce Rate 61.10% Site Avg: 53.11% (15.05%)
---	--	--	--	---

Keyword	Visits	Visits	Visits
velocimetry	111	9.27%	
stereo piv	78	6.51%	
velocimetry.net	65	5.43%	
piv labs germany	27	2.25%	
stereoscopic piv	18	1.50%	
comparison of piv and pdpa	14	1.17%	
ilids	14	1.17%	
wiki particle imaging velocimetry	8	0.67%	
http://www.velocimetry.net	7	0.58%	
piv velocimetry	7	0.58%	
piv velocimetry arun	7	0.58%	
scheimpflug adapter	7	0.58%	
what is range validation in piv processing	7	0.58%	
dantec dynamics micro piv	6	0.50%	
hisense mkii high speed camera	5	0.42%	
piv stereo	5	0.42%	
piv09	5	0.42%	
tudelft univ + piv	5	0.42%	
hisense mkii	4	0.33%	
hisense mkii camera	4	0.33%	
introduction to piv course	4	0.33%	

■ j. westerweel, 'digital particle image velocimetry, theory and application', phd thesis, delft university, 1993	4	0.33%
■ lavisio n piv	4	0.33%
■ lavisio n sensicam qe	4	0.33%
■ ldv applicatio ns	4	0.33%
■ nano piv	4	0.33%
■ wikipedia stereo piv	4	0.33%
■ "stereo piv"	3	0.25%
■ flowsense 2m	3	0.25%
■ flowsense 2m camera	3	0.25%
■ ilids laser	3	0.25%
■ ilids spray	3	0.25%
■ micro piv	3	0.25%
■ osiv piv	3	0.25%
■ piv and stereo piv	3	0.25%
■ piv applicatio ns	3	0.25%
■ piv image forum	3	0.25%
■ piv principles	3	0.25%
■ slide show piv particle	3	0.25%
■ technologies principles sensors technology course piv	3	0.25%
■ velociemtry.net	3	0.25%
■ velocimetry history	3	0.25%
■ westerweel, j. 1993 digital particle image velocimetry	3	0.25%
■ www.velocimetry.net	3	0.25%
■ "particle tracking velocimetry"	2	0.17%
■ "phantom v12" dantec	2	0.17%
■ "stereo piv "	2	0.17%
■ ali tonddast	2	0.17%
■ ali tonddast navaei	2	0.17%
■ arunraj velocimetry	2	0.17%
■ bursting piv videos	2	0.17%
■ dantec psp paint	2	0.17%
■ eyesight stereo	2	0.17%
■ four particle tracking velocimetry	2	0.17%
■ holomap velocimetry	2	0.17%

■ http://www.velocimetry.net/ads.htm	2	0.17%
■ idt piv	2	0.17%
■ ila piv	2	0.17%
■ ilids technique	2	0.17%
■ imager pro x 4m	2	0.17%
■ inanosense	2	0.17%
■ inanosense camera	2	0.17%
■ j. westerweel 1993 "digital particle image velocimetry –theory and application" ph.d. thesis, technical university of delft	2	0.17%
■ laser velocimetry techniques: ldv, piv, and ptv	2	0.17%
■ lavisoin imager pro x 4m	2	0.17%
■ lavisoin software group	2	0.17%
■ ldv velocimetry	2	0.17%
■ luminophore designing	2	0.17%
■ matpiv	2	0.17%
■ micro piv dealres india	2	0.17%
■ micro piv discussion online forum	2	0.17%
■ micro piv forums	2	0.17%
■ micro piv wiki	2	0.17%
■ micro-piv applications	2	0.17%
■ nanopiv	2	0.17%
■ particle image velocimetry	2	0.17%
■ particle image velocimetry theory	2	0.17%
■ particle tracking velocimetry	2	0.17%
■ pco pixelfly	2	0.17%
■ pdpa cfd	2	0.17%
■ pdpa laser theory	2	0.17%
■ piv 2009 melbourne	2	0.17%
■ piv cardiovascular flows	2	0.17%
■ piv challenges	2	0.17%
■ piv course	2	0.17%
■ piv introduction	2	0.17%
■ piv rotation software	2	0.17%
■ piv seeding material uk	2	0.17%
■ piv sequencer	2	0.17%

■ piv stéréoscopique	2	0.17%
■ piv sudden expansion	2	0.17%
■ piv swirl calculation	2	0.17%
■ piv test section	2	0.17%
■ piv tracer	2	0.17%
■ pivmat	2	0.17%
■ plif for combustion tsi	2	0.17%
■ plif group standford	2	0.17%
■ principles particle tracking velocimetry	2	0.17%
■ ptv for psp	2	0.17%
■ r j adrian tam report bibliography 1996	2	0.17%
■ scanning resolution + piv	2	0.17%
■ scheidtflug piv raffel	2	0.17%
■ selected papers on particle image velocimetry spie issn	2	0.17%
■ stereo piv manual	2	0.17%
■ stereo-piv	2	0.17%
■ stéréo piv	2	0.17%
■ swirler complete set	2	0.17%
■ swirler flow field characteristics in a sudden expansion combustor geometry using piv	2	0.17%
■ turn piv to micro-piv	2	0.17%
■ twenty years of particle image velocimetry	2	0.17%
■ varun av	2	0.17%
■ velocimetro.net.br	2	0.17%
■ velocimetry net	2	0.17%
■ veocimetro.net	2	0.17%
■ westerweel j. digital particle images velocimetry, theory and application.	2	0.17%
■ westerweel piv	2	0.17%
■ www.velicometry.net	2	0.17%
■ ""static pressure in swirl dominated flows"	1	0.08%
■ "angular displacement"+"stereo"+"piv"	1	0.08%
■ "cross correlation camera pco.1600"	1	0.08%
■ "droplet sizer"	1	0.08%
■ "flowsense 2m"	1	0.08%
■ "high speed camera"+"piv"+"product"	1	0.08%

■ "high speed piv"	1	0.08%
■ "imager pro x"	1	0.08%
■ "light sheet" lens	1	0.08%
■ "light sheet"+"piv"	1	0.08%
■ "particle image velocimetry progress towards industrial application"	1	0.08%
■ "particle image velocimetry" +"a practical guide" pdf ebook	1	0.08%
■ "pco pixelfly" and price	1	0.08%
■ "piv course" 2008	1	0.08%
■ "pressure sensitive paint" distributors	1	0.08%
■ "selected papers on particle image velocimetry" pdf	1	0.08%
■ "they freeze any motion and also acts as a photographic flash for the"	1	0.08%
■ +laser velocimetry	1	0.08%
■ +micropiv	1	0.08%
■ 1024 interline piv camera	1	0.08%
■ 3c piv	1	0.08%
■ 3c piv principles	1	0.08%
■ 3d ptv dantec	1	0.08%
■ 3dptv and wiki	1	0.08%
■ 3dptv phd thesis	1	0.08%
■ 8th international symposium on particle image velocimetry piv 2009	1	0.08%
■ a dpiv study of a starting flow down stream of a backward facing step	1	0.08%
■ acoustic oscillations and mixing	1	0.08%
■ acoustics + piv experiments	1	0.08%
■ adrian bibliography of particle image	1	0.08%
■ adrian papers in piv	1	0.08%
■ adrian piv university	1	0.08%
■ adrian r.j., bibliography of particle image velocimetry using imaging methods, tam report 817, uilu-eng-96-6004, university of illinois,	1	0.08%
■ adrian, r. j.	1	0.08%
■ aedc piv	1	0.08%
■ aerofoils applications	1	0.08%
■ air swirl vane	1	0.08%
■ algorithm particle tracking velocimetry	1	0.08%

■ ali tonddast navaei oxford	1	0.08%
■ ali tonddast piv	1	0.08%
■ application of interferometric laser imaging technique	1	0.08%
■ application of vane shear test	1	0.08%
■ applications of lasers in velocimetry	1	0.08%
■ applications of piv	1	0.08%
■ basic and priciple piv analysis	1	0.08%
■ basic concept of correlation in particle imaging velocimetry	1	0.08%
■ basic concepts of ccd tutorial	1	0.08%
■ basic concepts of particle imaging velocimetry	1	0.08%
■ basic principles of two-phase piv	1	0.08%
■ bibliography of particle velocimetry using imaging methods	1	0.08%
■ bibliography of piv by r. j. adrian (1996)	1	0.08%
■ big sky laser piv	1	0.08%
■ blood droplet oil piv	1	0.08%
■ bubble sizing by interferometric laser imaging	1	0.08%
■ build a piv laser	1	0.08%
■ burner,swirl,piv	1	0.08%
■ buy backward facing step chamber	1	0.08%
■ cam pco dantec	1	0.08%
■ camera ccd flowsense	1	0.08%
■ camera piv	1	0.08%
■ camera used by holmarc	1	0.08%
■ cameras for piv	1	0.08%
■ ccd camara 4m mkii	1	0.08%
■ ccd camera glossary in wikipedia	1	0.08%
■ ccd camera, pco, image oscillates	1	0.08%
■ ccd, pco, pixelfly scientific, 12 bit,1280x1024 pixel resolution	1	0.08%
■ ccd11000	1	0.08%
■ chng, lim, et al. 15 afmc re=1000, k=0.5)	1	0.08%
■ combustion piv movie	1	0.08%
■ combustor test piv	1	0.08%
■ companies particle image velocimetry dantec lavisision	1	0.08%

■ comparison + piv + pdpa + ldv	1	0.08%
■ comparison of ldv, piv, piv	1	0.08%
■ conditional averaging of swirling strength	1	0.08%
■ configurations for the light sheet and cameras in stereoscopic piv	1	0.08%
■ consulting services for piv	1	0.08%
■ continuous laser for time resolved piv	1	0.08%
■ coolsnap ccd scotland	1	0.08%
■ coolsnap piv	1	0.08%
■ courses lif plif dlr	1	0.08%
■ cross correlation camera pco.1600	1	0.08%
■ cylindrical lens laser light sheet	1	0.08%
■ dantec dynamics flowsense 2m specifications	1	0.08%
■ dantec dynamics nanosense mkiii	1	0.08%
■ dantec dynamics, wikipedia	1	0.08%
■ dantec flow map tutorial	1	0.08%
■ dantec flowsense ccd	1	0.08%
■ dantec hisense	1	0.08%
■ dantec hisense 12 bit	1	0.08%
■ dantec micro piv	1	0.08%
■ dantec mkii hisense	1	0.08%
■ dantec pdpa	1	0.08%
■ dantec pdpa manual, dantec group 1995	1	0.08%
■ dantec piv flowsense	1	0.08%
■ dantec ptv	1	0.08%
■ dantec tsi lavision	1	0.08%
■ dantec tsi piv	1	0.08%
■ deconvolution of defocused particle images	1	0.08%
■ defocusing piv	1	0.08%
■ degree of swirl	1	0.08%
■ diagnostic center "logo"	1	0.08%
■ diagnostic techniques	1	0.08%
■ diagnostic techniques for high speed flows	1	0.08%
■ difference between point pdpa and sheet laser piv measurements of flow	1	0.08%
■ diffuse piv particles	1	0.08%

digital particle image velocimetry +wikipedia	1	0.08%
digital particle image velocimetry - theory and application thesis	1	0.08%
digital particle image velocimetry flow visualization	1	0.08%
digital particle image velocimetry – theory and application westerweel	1	0.08%
digital particle image velocimetry — theory and application, westerweel	1	0.08%
digital particle image velocimetry---theory and application”, ph. d. thesis.	1	0.08%
distortion stereo piv	1	0.08%
dr.tt lim	1	0.08%
droplet dantec karlsruhe	1	0.08%
droplet velocimetry size interference	1	0.08%
droplets sizing	1	0.08%
ebook "flow visualization" merzkirch	1	0.08%
ebook of isbn:0-201-11026-1	1	0.08%
el lacer flow	1	0.08%
emphasis in piv	1	0.08%
energy of nd-yag laser for micro-piv	1	0.08%
energy per pulse for piv	1	0.08%
engine piv thesis university	1	0.08%
etalon research piv	1	0.08%
expansion of piv drive	1	0.08%
eyesight + stereo	1	0.08%
field of view stereo piv	1	0.08%
flow diagnostics pdpa piv	1	0.08%
flowsense 2m ntnu	1	0.08%
flowsense 4m	1	0.08%
flowsense 4m camera	1	0.08%
flowsense camera 2m 1600	1	0.08%
flowsense dantec	1	0.08%
fluid flow modeling pressure drop piv	1	0.08%
fluid piv imaging recirculation zone vortices	1	0.08%
forum piv particle image velocimetry lavision	1	0.08%
fps dantec	1	0.08%

■ free ebook digital image processing gonzalez	1	0.08%
■ free ebook of digital image processing by gonsales	1	0.08%
■ free ebook particle-image-velocimetry	1	0.08%
■ free ebooks particle image velocimetry	1	0.08%
■ free ebooks+particle image velocimetry	1	0.08%
■ free piv	1	0.08%
■ freedownload laser books	1	0.08%
■ fringe counting software	1	0.08%
■ fringe droplet	1	0.08%
■ fundamentals of digital particle image velocimetry westerweel	1	0.08%
■ getting started with piv fluid	1	0.08%
■ grant "selected papers on particle image velocimetry"	1	0.08%
■ hamamatsu hisense mkii	1	0.08%
■ hicam ltd	1	0.08%
■ high sensitivity camera tsi	1	0.08%
■ high speed camera and laser material velocimetry#	1	0.08%
■ high speed imaging nano speed mkii	1	0.08%
■ high speed piv principle	1	0.08%
■ hisense 4m digital camera	1	0.08%
■ hisense flowsense	1	0.08%
■ hisense mk2 piv camera specifications	1	0.08%
■ hisense mkii piv camera	1	0.08%
■ history speedcam or speed cam pro - weinberger gmbh	1	0.08%
■ hitachi camera particle image velocimetry	1	0.08%
■ hitachi kp-m1 history	1	0.08%
■ holographic piv tutorial	1	0.08%
■ holography lecture notes piv flow	1	0.08%
■ home page westerweel and piv	1	0.08%
■ how the particle image velocimetry works	1	0.08%
■ how to make images on piv analysis	1	0.08%
■ how to use piv system tutorial	1	0.08%
■ http://www.velocimetry.net/	1	0.08%
■ http://www.velocimetry.net/application.htm	1	0.08%

■ http://www.velocimetry.net/links.htm	1	0.08%
■ i-lids	1	0.08%
■ idt nanosense	1	0.08%
■ idt vision application fluid	1	0.08%
■ iit chennai piv	1	0.08%
■ ilids "defocused"	1	0.08%
■ ilids drop or droplets	1	0.08%
■ ilids glover	1	0.08%
■ ilids interferometric	1	0.08%
■ ilids piv	1	0.08%
■ ilids university	1	0.08%
■ ilids wiki	1	0.08%
■ illuminating droplets for high speed imaging	1	0.08%
■ imaichi ohmi "numerical processing of flow visualization pictures – measurement of two-dimensional vortex flow"	1	0.08%
■ inanosense 4m camera	1	0.08%
■ insect wing piv	1	0.08%
■ intensified cameras for piv	1	0.08%
■ interferometric laser imaging	1	0.08%
■ interferometric laser imaging for droplet sizing (ilids)	1	0.08%
■ interferometric laser imaging for droplet sizing a method for droplet-size measurement in sparse spray systems	1	0.08%
■ interferometric laser imaging for droplet sizing ilids	1	0.08%
■ interferometric laser imaging for droplet sizing: a method for droplet-size	1	0.08%
■ interferometric laser imaging for droplet-sizing: a method for droplet- size measurement in sparse spray systems	1	0.08%
■ internal waves ccd piv	1	0.08%
■ introduction of piv	1	0.08%
■ isolation sous vide + piv	1	0.08%
■ isospheres for piv	1	0.08%
■ j westerweel; digital particle image velocimetry: theory and application	1	0.08%
■ jai flowsense	1	0.08%
■ jobs in piv and plif	1	0.08%
■ karman vortex, cylinder, piv	1	0.08%

■ kodak ccd4000	1	0.08%
■ kodak dantec piv	1	0.08%
■ kodak es1.0 piv	1	0.08%
■ kodak megaplus camera lavigation	1	0.08%
■ konomax	1	0.08%
■ la vision imager qe imager intense	1	0.08%
■ la vision pco 4000	1	0.08%
■ laser diagnostic technique	1	0.08%
■ laser diagnostic technique(ldv)	1	0.08%
■ laser diagnostic techniques	1	0.08%
■ laser diagnostic techniques still imaging	1	0.08%
■ laser doppler velocimetry	1	0.08%
■ laser doppler velocimetry ldv	1	0.08%
■ laser doppler velocimetry optical arrangement	1	0.08%
■ laser droplet detection	1	0.08%
■ laser flow diagnostic techniques (piv, stereopiv, micropiv, nanopiv, high speed piv, ptv, ldv, pdpa, plif, ilids, psp)	1	0.08%
■ laser flow ldv	1	0.08%
■ laser imaging for sizing	1	0.08%
■ laser ldv	1	0.08%
■ laser pdpa	1	0.08%
■ laser piv application high repetition rate	1	0.08%
■ laser speedcam picture	1	0.08%
■ laserflow	1	0.08%
■ laserflow.com	1	0.08%
■ lasers for velocimetry	1	0.08%
■ lasers in flow diagnostics	1	0.08%
■ laskin nozzle seed	1	0.08%
■ laskin nozzles	1	0.08%
■ lavigation courses piv	1	0.08%
■ lavigation dantec piv review	1	0.08%
■ lavigation ilids	1	0.08%
■ lavigation imager 3 qe ccd	1	0.08%
■ lavigation kodak megaplus	1	0.08%
■ lavigation or dantec	1	0.08%

■ lavigation particle seeder	1	0.08%
■ lavigation pdpa	1	0.08%
■ lavigation piv university	1	0.08%
■ lavigation pressure sensitive paint	1	0.08%
■ lavigation ptv	1	0.08%
■ lavigation tsi comparison	1	0.08%
■ lavigation tsi piv compare	1	0.08%
■ Idv applications wiki	1	0.08%
■ Idv laser doppler velocimetry principles	1	0.08%
■ Idv pdpa development history	1	0.08%
■ Idv stereo	1	0.08%
■ Idv system ut arlington	1	0.08%
■ Idv/pdpa	1	0.08%
■ Idvapplications	1	0.08%
■ lens distortion raffel	1	0.08%
■ lense arrangement in piv	1	0.08%
■ light sheet + piv + focus	1	0.08%
■ light sheet optics lavigation thickness piv	1	0.08%
■ lightsheet optics laser piv	1	0.08%
■ links tsi Idv	1	0.08%
■ lothian imaging sciences	1	0.08%
■ machine vision camera dealer in japan	1	0.08%
■ machine vision velocimetry	1	0.08%
■ maeda ilids	1	0.08%
■ measurement+piv+applications+uses	1	0.08%
■ micro piv air velocity	1	0.08%
■ micro piv combustion	1	0.08%
■ micro piv lavigation	1	0.08%
■ micro piv manufacturer japan	1	0.08%
■ micro piv ph d thesis	1	0.08%
■ micro piv principles	1	0.08%
■ micro piv research	1	0.08%
■ micro piv wikipedia	1	0.08%
■ micro-piv droplet	1	0.08%
■ micro-piv program software	1	0.08%
■ micropiv	1	0.08%

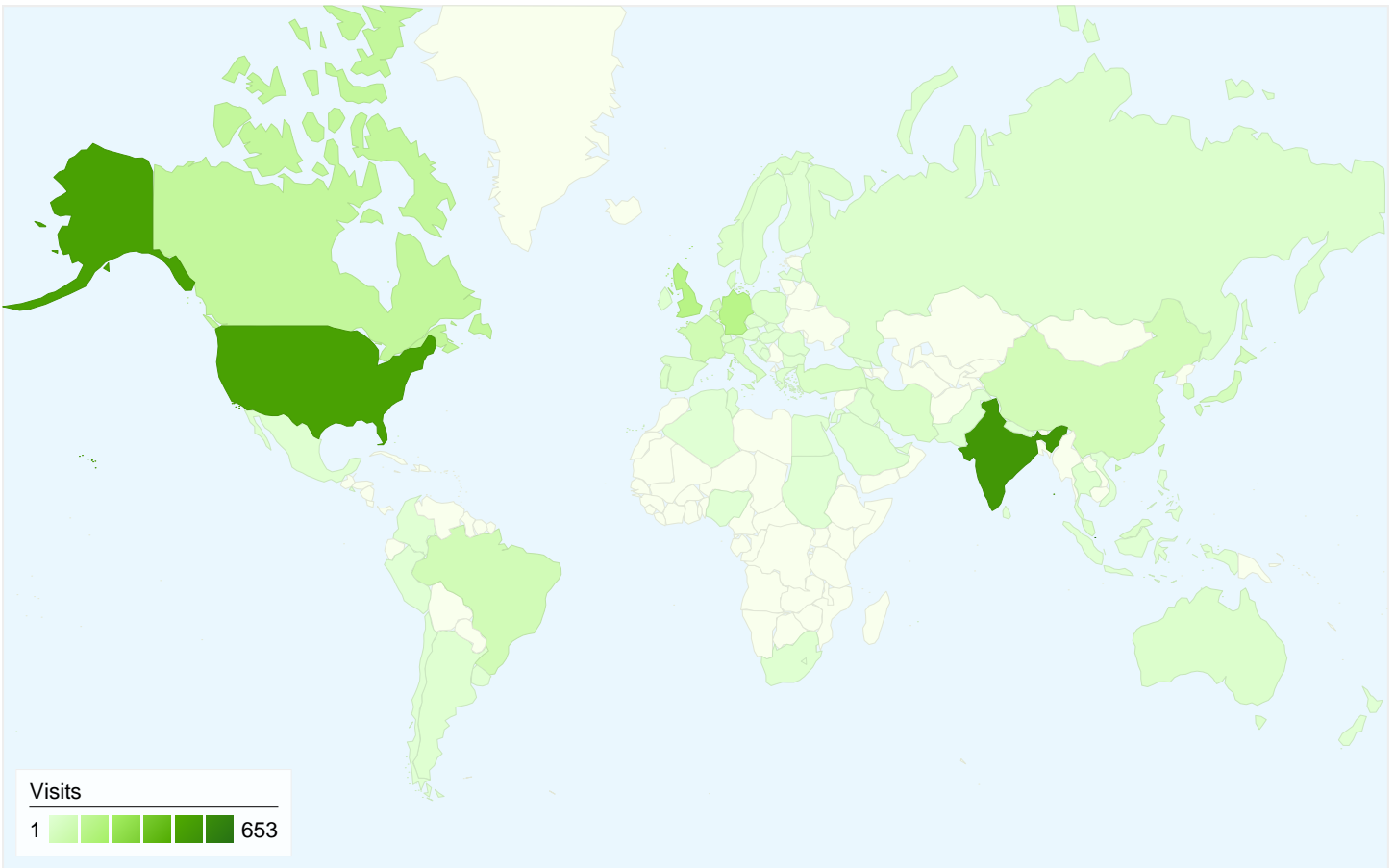
■ micropiv wiki	1	0.08%
■ mixing quantification,piv,pdf	1	0.08%
■ mkiii nanosense camera (manual)	1	0.08%
■ nano particle velocimetry	1	0.08%
■ nano-piv	1	0.08%
■ nano-piv "experiments in fluids"	1	0.08%
■ nanosense 4m camera	1	0.08%
■ nanosense mkiii idt	1	0.08%
■ national instruments hisense mkii	1	0.08%
■ nd yag piv vortex chamber	1	0.08%
■ ni vision coolsnap hq2	1	0.08%
■ nikon flowsense dantec dynamics	1	0.08%
■ npiv+minami	1	0.08%
■ offset camera stereoscopy	1	0.08%
■ oil seeder generator	1	0.08%
■ on the accuracy of digital particle image velocimetry systems	1	0.08%
■ optical low speed velocimetry	1	0.08%
■ oscillating aerofoil explanation	1	0.08%
■ oxford lasers piv lavision tsi dantec	1	0.08%
■ partcel image velocimetry ebook guide	1	0.08%
■ particle detection in ptv	1	0.08%
■ particle image velocimetry (piv)	1	0.08%
■ particle image velocimetry (piv) principle	1	0.08%
■ particle image velocimetry + 2008	1	0.08%
■ particle image velocimetry - ebook	1	0.08%
■ particle image velocimetry coolsnap	1	0.08%
■ particle image velocimetry ebook	1	0.08%
■ particle image velocimetry events	1	0.08%
■ particle image velocimetry piv setup pdf	1	0.08%
■ particle image velocimetry sujith	1	0.08%
■ particle image velocimetry+experiment+pco 1600	1	0.08%
■ particle image velocimetry+free ebook	1	0.08%
■ particle image velocimetry: a practical guide (experimental fluid mechanics) free ebook by forum	1	0.08%

particle imaging techniques for experimental fluid mechanics	1	0.08%
particle imaging velocimetry review	1	0.08%
particle interferometric velocimetry	1	0.08%
particle stereo matching ptv	1	0.08%
particle tracking velocimetry (ptv)	1	0.08%
particle tracking velocimetry algorithm	1	0.08%
particle tracking velocimetry algorithms	1	0.08%
particle tracking velocimetry with new algorithms	1	0.08%
particles image velocimetry seeding	1	0.08%
particles tracking in cfd	1	0.08%
pc 1200hs camera	1	0.08%
pc0 1200hs camera	1	0.08%
pco 1200hs \$	1	0.08%
pco 4000 lavision	1	0.08%
pco imager intense	1	0.08%
pco piv	1	0.08%
pco pixelfly qe	1	0.08%
pco qe psp	1	0.08%
pco sensicam image intense	1	0.08%
pco.1200hs piv mode	1	0.08%
pco.1600 nasa	1	0.08%
pco.2000 camera piv	1	0.08%
pco.2000 camera review	1	0.08%
pdf particle image velocimetry tonddastnavaei	1	0.08%
pdpa	1	0.08%
pdpa applications	1	0.08%
pdpa from ldv basic	1	0.08%
pdpa ila	1	0.08%
phd thesis on pdpa	1	0.08%
photonics / optoelectronics / optomechatronics	1	0.08%
photron + "vision research"	1	0.08%
piston-cylinder vortex ring movie	1	0.08%
piv analysis for oscillating flows	1	0.08%
piv and cfd analysis in a closed channel	1	0.08%

■ piv and ldv measurements behind a backward facing step	1	0.08%
■ piv camera of small 10mm field of view 15mm	1	0.08%
■ piv ccd internal waves	1	0.08%
■ piv cfdonline	1	0.08%
■ piv china velocimetry	1	0.08%
■ piv consultant	1	0.08%
■ piv course, tsi	1	0.08%
■ piv dantec	1	0.08%
■ piv dantec tsi	1	0.08%
■ piv drives working principle	1	0.08%
■ piv gatech	1	0.08%
■ piv germany professor	1	0.08%
■ piv getting started	1	0.08%
■ piv idt tsi	1	0.08%
■ piv iit	1	0.08%
■ piv images flow past cylinder	1	0.08%
■ piv impulse jet	1	0.08%
■ piv in artificial organs	1	0.08%
■ piv in flight	1	0.08%
■ piv in iit	1	0.08%
■ piv instrumentation+cross correlation	1	0.08%
■ piv lavision engine	1	0.08%
■ piv lavision free download	1	0.08%
■ piv ldv forum	1	0.08%
■ piv lens arrangement	1	0.08%
■ piv lens configuration	1	0.08%
■ piv light sheet	1	0.08%
■ piv mapping function	1	0.08%
■ piv matpiv	1	0.08%
■ piv measurement melbourne 2009	1	0.08%
■ piv measurements of the turbulent swirl flow field and it's core dynamics	1	0.08%
■ piv net velocimetry	1	0.08%
■ piv nus	1	0.08%
■ piv online dlr 1999	1	0.08%

■ piv online laser	1	0.08%
■ piv or ptv	1	0.08%
■ piv particle image diameter dp	1	0.08%
■ piv particle image velocimetry	1	0.08%
■ piv particle silver profile	1	0.08%
■ piv particle tracking	1	0.08%
■ piv pdpa ldv	1	0.08%
■ piv phantom camera	1	0.08%
■ piv precessing vortex core	1	0.08%
■ piv principle stereoscopic	1	0.08%
■ piv recirculation zone	1	0.08%

1 - 500 of 696

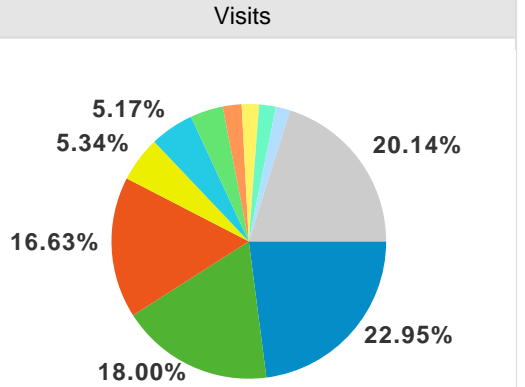


2,845 visits came from 74 countries/territories

Site Usage

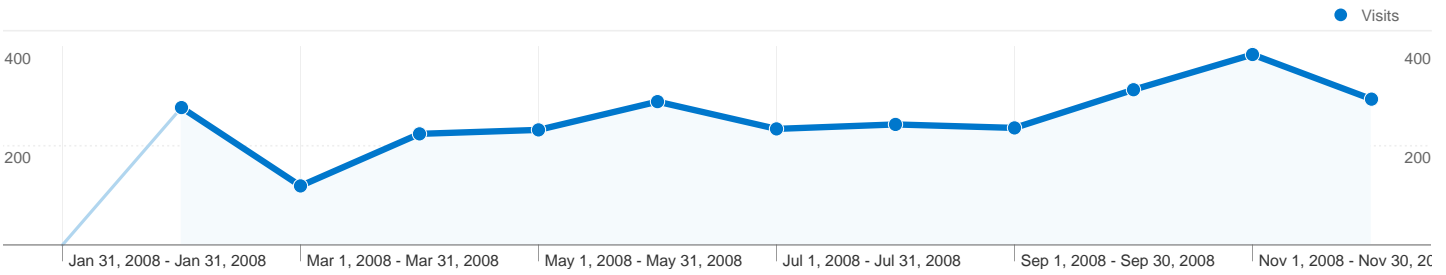
Visits 2,845 % of Site Total: 100.00%	Pages/Visit 3.92 Site Avg: 3.92 (0.00%)	Avg. Time on Site 00:03:30 Site Avg: 00:03:30 (0.00%)	% New Visits 60.42% Site Avg: 60.39% (0.06%)	Bounce Rate 53.11% Site Avg: 53.11% (0.00%)
--	--	--	---	--

Country/Territory	Visits	Visits
Singapore	653	22.95%
India	512	18.00%
United States	473	16.63%
United Kingdom	152	5.34%
Germany	147	5.17%
Canada	110	3.87%
France	63	2.21%
Brazil	58	2.04%
China	56	1.97%
Japan	48	1.69%



■ South Korea	48	1.69%
■ Netherlands	47	1.65%
■ Belgium	33	1.16%
■ Italy	32	1.12%
■ Denmark	26	0.91%
■ Portugal	26	0.91%
■ Iran	26	0.91%
■ Turkey	26	0.91%
■ Israel	20	0.70%
■ Norway	19	0.67%
■ Malaysia	19	0.67%
■ Spain	18	0.63%
■ Australia	17	0.60%
■ Russia	16	0.56%
■ Switzerland	15	0.53%
■ Taiwan	12	0.42%
■ Poland	11	0.39%
■ Ireland	10	0.35%
■ Sweden	9	0.32%
■ Thailand	9	0.32%
■ Hong Kong	8	0.28%
■ South Africa	8	0.28%
■ Greece	7	0.25%
■ Argentina	7	0.25%
■ Mexico	7	0.25%
■ Romania	6	0.21%
■ Tunisia	6	0.21%
■ Saudi Arabia	5	0.18%
■ Czech Republic	5	0.18%
■ Uruguay	4	0.14%
■ Egypt	4	0.14%
■ Austria	4	0.14%
■ Indonesia	4	0.14%
■ Colombia	4	0.14%
■ United Arab Emirates	3	0.11%
■ Bulgaria	3	0.11%

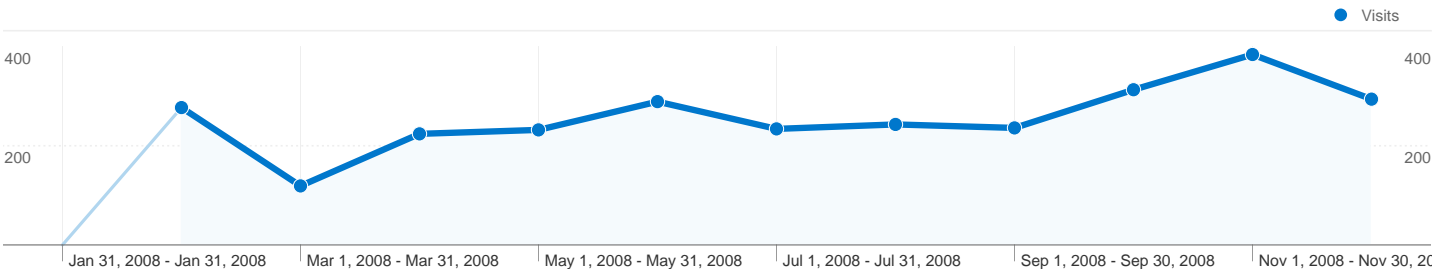
■ Slovakia	3	0.11%
■ Finland	3	0.11%
■ Serbia	3	0.11%
■ Hungary	3	0.11%
■ (not set)	2	0.07%
■ Mauritius	2	0.07%
■ Peru	2	0.07%
■ New Zealand	2	0.07%
■ Georgia	2	0.07%
■ Kuwait	2	0.07%
■ Sri Lanka	2	0.07%
■ Pakistan	2	0.07%
■ Philippines	2	0.07%
■ Cyprus	2	0.07%
■ Bosnia and Herzegovina	2	0.07%
■ Croatia	2	0.07%
■ Iraq	2	0.07%
■ Bahamas	1	0.04%
■ Vietnam	1	0.04%
■ Nigeria	1	0.04%
■ Sudan	1	0.04%
■ Algeria	1	0.04%
■ Nepal	1	0.04%
■ Latvia	1	0.04%
■ El Salvador	1	0.04%
■ Chile	1	0.04%
■ Jordan	1	0.04%
■ Slovenia	1	0.04%



2,845 visits used 11 browsers

Site Usage

Visits 2,845 % of Site Total: 100.00%	Pages/Visit 3.92 Site Avg: 3.92 (0.00%)	Avg. Time on Site 00:03:30 Site Avg: 00:03:30 (0.00%)	% New Visits 60.42% Site Avg: 60.39% (0.06%)	Bounce Rate 53.11% Site Avg: 53.11% (0.00%)
Browser	Visits	Visits	Visits	
Internet Explorer	1,657	58.24%		
Firefox	930	32.69%		
Opera	128	4.50%		
Chrome	48	1.69%		
Safari	44	1.55%		
Mozilla	26	0.91%		
Netscape	4	0.14%		
SeaMonkey	3	0.11%		
Konqueror	2	0.07%		
Playstation Portable	2	0.07%		
Playstation 3	1	0.04%		



2,845 visits used 6 connection speeds

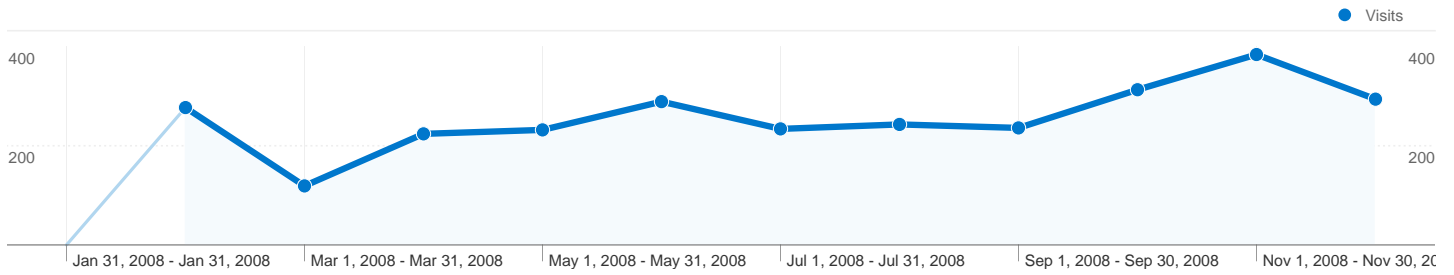
Site Usage

Visits 2,845 % of Site Total: 100.00%	Pages/Visit 3.92 Site Avg: 3.92 (0.00%)	Avg. Time on Site 00:03:30 Site Avg: 00:03:30 (0.00%)	% New Visits 60.42% Site Avg: 60.39% (0.06%)	Bounce Rate 53.11% Site Avg: 53.11% (0.00%)
Connection Speed	Visits	Visits	Visits	
T1	1,191	41.86%		
Unknown	770	27.07%		
DSL	555	19.51%		
Cable	244	8.58%		
Dialup	82	2.88%		
ISDN	3	0.11%		

Visits for all visitors

Jan 31, 2008 - Dec 31, 2008

Comparing to: Site



2,845 Visits

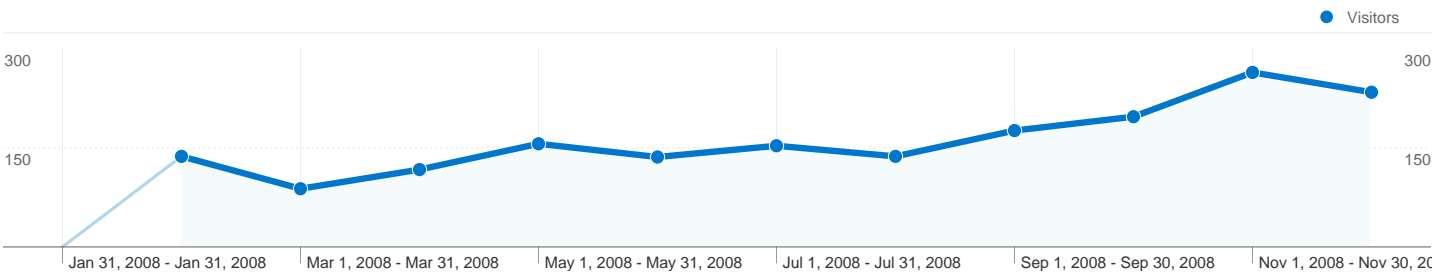
8.47 Visits / Day

Jan 31, 2008 - Jan 31, 2008	0.00% (0)
Feb 1, 2008 - Feb 29, 2008	9.74% (277)
Mar 1, 2008 - Mar 31, 2008	4.18% (119)
Apr 1, 2008 - Apr 30, 2008	7.87% (224)
May 1, 2008 - May 31, 2008	8.15% (232)
Jun 1, 2008 - Jun 30, 2008	10.16% (289)
Jul 1, 2008 - Jul 31, 2008	8.22% (234)
Aug 1, 2008 - Aug 31, 2008	8.54% (243)
Sep 1, 2008 - Sep 30, 2008	8.30% (236)
Oct 1, 2008 - Oct 31, 2008	11.00% (313)
Nov 1, 2008 - Nov 30, 2008	13.50% (384)
Dec 1, 2008 - Dec 31, 2008	10.33% (294)

Absolute Unique Visitors

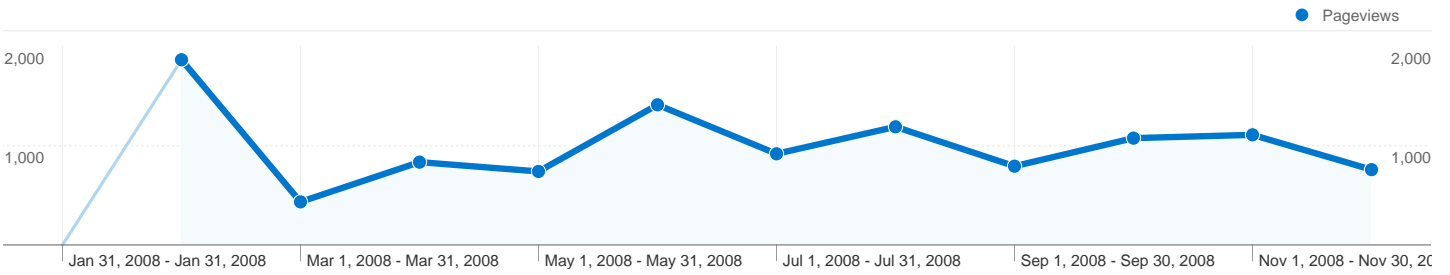
Jan 31, 2008 - Dec 31, 2008

Comparing to: Site



1,718 Absolute Unique Visitors

Jan 31, 2008 - Jan 31, 2008	0.00% (0)
Feb 1, 2008 - Feb 29, 2008	7.63% (137)
Mar 1, 2008 - Mar 31, 2008	4.90% (88)
Apr 1, 2008 - Apr 30, 2008	6.52% (117)
May 1, 2008 - May 31, 2008	8.69% (156)
Jun 1, 2008 - Jun 30, 2008	7.58% (136)
Jul 1, 2008 - Jul 31, 2008	8.52% (153)
Aug 1, 2008 - Aug 31, 2008	7.63% (137)
Sep 1, 2008 - Sep 30, 2008	9.81% (176)
Oct 1, 2008 - Oct 31, 2008	10.97% (197)
Nov 1, 2008 - Nov 30, 2008	14.71% (264)
Dec 1, 2008 - Dec 31, 2008	13.04% (234)



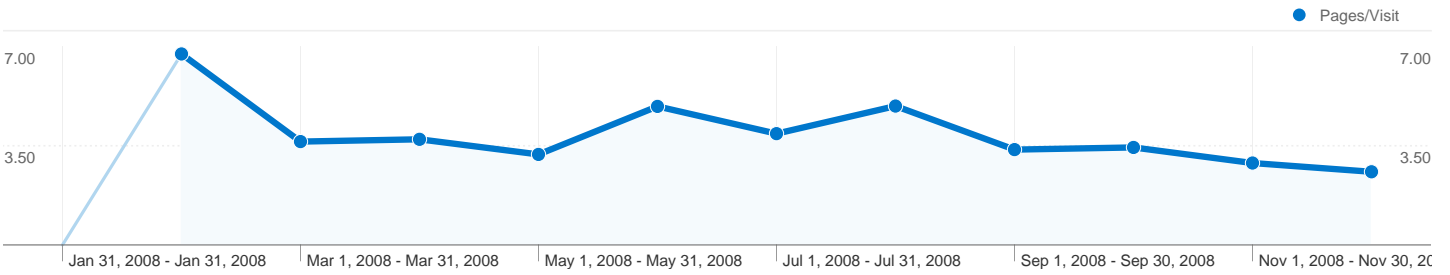
11,140 Pageviews

Jan 31, 2008 - Jan 31, 2008	0.00% (0)
Feb 1, 2008 - Feb 29, 2008	16.76% (1,867)
Mar 1, 2008 - Mar 31, 2008	3.90% (434)
Apr 1, 2008 - Apr 30, 2008	7.50% (835)
May 1, 2008 - May 31, 2008	6.65% (741)
Jun 1, 2008 - Jun 30, 2008	12.68% (1,413)
Jul 1, 2008 - Jul 31, 2008	8.25% (919)
Aug 1, 2008 - Aug 31, 2008	10.69% (1,191)
Sep 1, 2008 - Sep 30, 2008	7.13% (794)
Oct 1, 2008 - Oct 31, 2008	9.67% (1,077)
Nov 1, 2008 - Nov 30, 2008	9.96% (1,110)
Dec 1, 2008 - Dec 31, 2008	6.81% (759)

Average Pageviews for all visitors

Jan 31, 2008 - Dec 31, 2008

Comparing to: Site



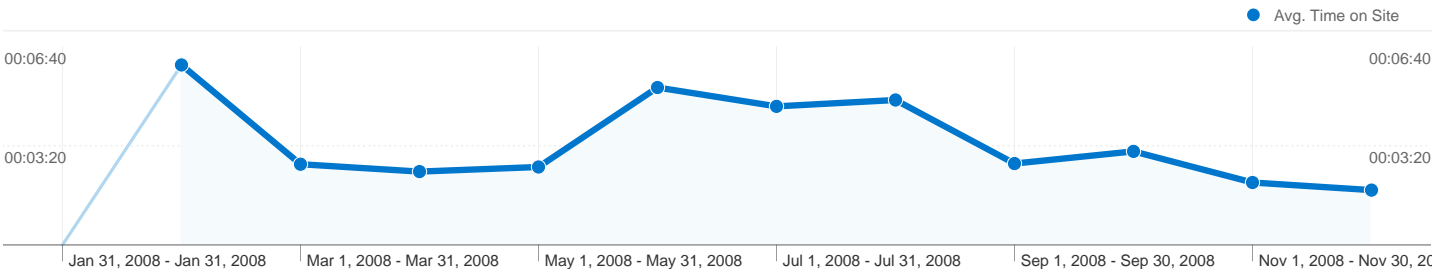
3.92 Pages/Visit

Jan 31, 2008 - Jan 31, 2008	0.00
Feb 1, 2008 - Feb 29, 2008	6.74
Mar 1, 2008 - Mar 31, 2008	3.65
Apr 1, 2008 - Apr 30, 2008	3.73
May 1, 2008 - May 31, 2008	3.19
Jun 1, 2008 - Jun 30, 2008	4.89
Jul 1, 2008 - Jul 31, 2008	3.93
Aug 1, 2008 - Aug 31, 2008	4.90
Sep 1, 2008 - Sep 30, 2008	3.36
Oct 1, 2008 - Oct 31, 2008	3.44
Nov 1, 2008 - Nov 30, 2008	2.89
Dec 1, 2008 - Dec 31, 2008	2.58

Time on Site for all visitors

Jan 31, 2008 - Dec 31, 2008

Comparing to: Site



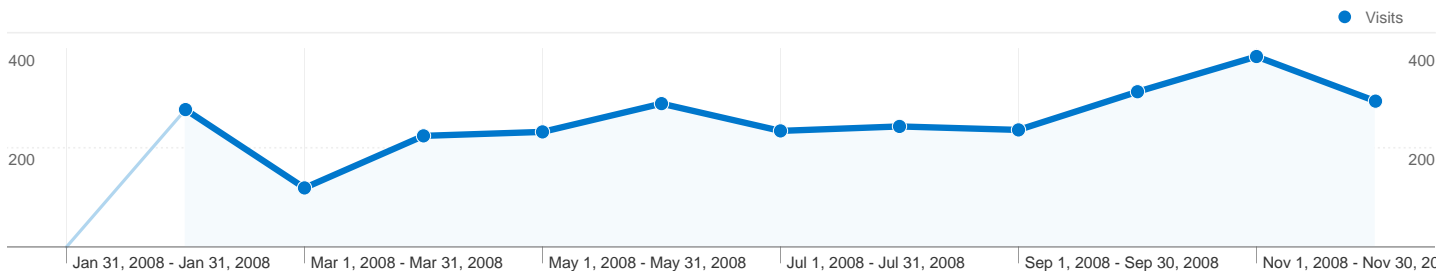
00:03:30 Avg. Time on Site

Jan 31, 2008 - Jan 31, 2008	00:00:00
Feb 1, 2008 - Feb 29, 2008	00:06:03
Mar 1, 2008 - Mar 31, 2008	00:02:43
Apr 1, 2008 - Apr 30, 2008	00:02:28
May 1, 2008 - May 31, 2008	00:02:37
Jun 1, 2008 - Jun 30, 2008	00:05:17
Jul 1, 2008 - Jul 31, 2008	00:04:39
Aug 1, 2008 - Aug 31, 2008	00:04:52
Sep 1, 2008 - Sep 30, 2008	00:02:44
Oct 1, 2008 - Oct 31, 2008	00:03:09
Nov 1, 2008 - Nov 30, 2008	00:02:06
Dec 1, 2008 - Dec 31, 2008	00:01:51

New vs. Returning

Jan 31, 2008 - Dec 31, 2008

Comparing to: Site



2,845 visits from 2 visitor types

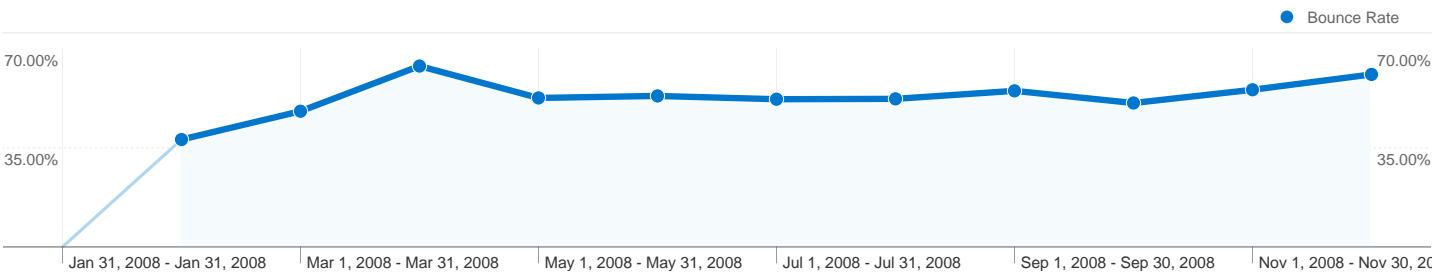
Site Usage

Visits 2,845 % of Site Total: 100.00%	Pages/Visit 3.92 Site Avg: 3.92 (0.00%)	Avg. Time on Site 00:03:30 Site Avg: 00:03:30 (0.00%)	% New Visits 60.42% Site Avg: 60.39% (0.06%)	Bounce Rate 53.11% Site Avg: 53.11% (0.00%)
Visitor Type	Visits	Visits	Visits	
■ New Visitor	1,719	60.42%		
■ Returning Visitor	1,126	39.58%		

Bounce Rate for all visitors

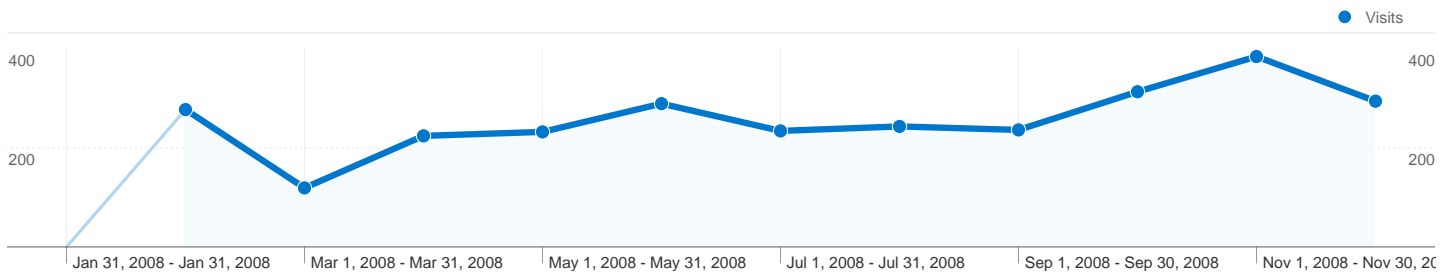
Jan 31, 2008 - Dec 31, 2008

Comparing to: Site



53.11% Bounce Rate

Jan 31, 2008 - Jan 31, 2008	0.00%
Feb 1, 2008 - Feb 29, 2008	37.91%
Mar 1, 2008 - Mar 31, 2008	47.90%
Apr 1, 2008 - Apr 30, 2008	63.84%
May 1, 2008 - May 31, 2008	52.59%
Jun 1, 2008 - Jun 30, 2008	53.29%
Jul 1, 2008 - Jul 31, 2008	52.14%
Aug 1, 2008 - Aug 31, 2008	52.26%
Sep 1, 2008 - Sep 30, 2008	55.08%
Oct 1, 2008 - Oct 31, 2008	50.80%
Nov 1, 2008 - Nov 30, 2008	55.47%
Dec 1, 2008 - Dec 31, 2008	60.88%

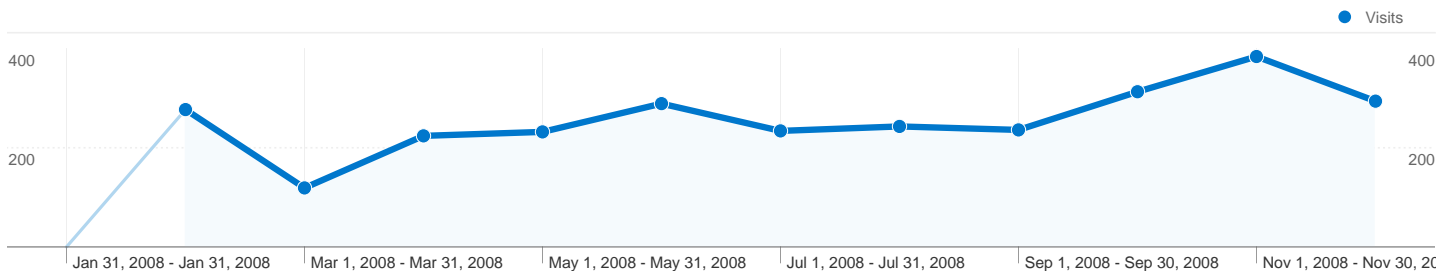


2,845 visits used 38 languages

Site Usage

Visits	Pages/Visit	Avg. Time on Site	% New Visits	Bounce Rate
2,845 % of Site Total: 100.00%	3.92 Site Avg: 3.92 (0.00%)	00:03:30 Site Avg: 00:03:30 (0.00%)	60.42% Site Avg: 60.39% (0.06%)	53.11% Site Avg: 53.11% (0.00%)
Language	Visits	Visits	Visits	
en-us	2,075	72.93%		
en	127	4.46%		
de	106	3.73%		
fr	95	3.34%		
en-gb	79	2.78%		
zh-cn	68	2.39%		
pt-br	45	1.58%		
ja	37	1.30%		
it	33	1.16%		
es	19	0.67%		
ko	19	0.67%		
nl	19	0.67%		
tr	19	0.67%		
ru	15	0.53%		
zh-tw	14	0.49%		
es-es	10	0.35%		
pl	9	0.32%		
pt-pt	9	0.32%		
pt	7	0.25%		
cs	6	0.21%		
de-de	4	0.14%		
da	3	0.11%		

■ es-ar	3	0.11%
■ ja-jp	3	0.11%
■ de-at	2	0.07%
■ el	2	0.07%
■ en_us	2	0.07%
■ es-la	2	0.07%
■ nb-no	2	0.07%
■ sv	2	0.07%
■ sv-se	2	0.07%
■ bg	1	0.04%
■ fi	1	0.04%
■ hu	1	0.04%
■ ru-ru	1	0.04%
■ sk	1	0.04%
■ sr	1	0.04%
■ tr-tr	1	0.04%



2,845 visits came from 805 network locations

Site Usage

Visits 2,845 % of Site Total: 100.00%	Pages/Visit 3.92 Site Avg: 3.92 (0.00%)	Avg. Time on Site 00:03:30 Site Avg: 00:03:30 (0.00%)	% New Visits 60.42% Site Avg: 60.39% (0.06%)	Bounce Rate 53.11% Site Avg: 53.11% (0.00%)
--	--	--	---	--

Network Location	Visits	Visits	Visits
imported inetnum object for nus-1	526	18.49%	
abts (karnataka)	151	5.31%	
videsh sanchar nigam ltd - india.	98	3.44%	
starhub cable vision ltd	78	2.74%	
verizon internet services inc.	64	2.25%	
reliance communications ltd	55	1.93%	
nib (national internet backbone)	53	1.86%	
comcast cable communications inc.	47	1.65%	
comite gestor da internet no brasil	41	1.44%	
mts allstream inc.	36	1.27%	
korea telecom	25	0.88%	
japan network information center	24	0.84%	
singnet pte ltd	22	0.77%	
unknown	19	0.67%	
cybercity a/s	18	0.63%	
university of cincinnati	16	0.56%	
bharti infotel ltd. (bbandts kk)	15	0.53%	
georgia institute of technology	15	0.53%	
iit guwahati	15	0.53%	
road runner holdco llc	15	0.53%	
deutsches zentrum fuer luft- und raumfahrt e.v.	13	0.46%	
leased line at chennai - iit 3rd cct	12	0.42%	

■ deutsche telekom ag	11	0.39%
■ norwegian university of science and technology	11	0.39%
■ university of leeds	11	0.39%
■ goetel gmbh	10	0.35%
■ iowa state university	10	0.35%
■ indian institute of technology guwahati	10	0.35%
■ purdue university	10	0.35%
■ universite laval	10	0.35%
■ albert-ludwigs-universitaet freiburg	9	0.32%
■ comcast cable communications holdings inc	9	0.32%
■ imperial college london	9	0.32%
■ telecom italia net	9	0.32%
■ delft university of technology network (main network)	8	0.28%
■ leibniz-rechenzentrum (lrz)	8	0.28%
■ software technology parks of india	8	0.28%
■ telekom malaysia berhad	8	0.28%
■ universidade de lisboa	8	0.28%
■ ar telecom - acessos e redes de telecomunica es s.a.	7	0.25%
■ cox communications	7	0.25%
■ imported inetnum object for ntu-3	7	0.25%
■ michigan technological university	7	0.25%
■ n3 service provider	7	0.25%
■ tel aviv university network	7	0.25%
■ university of cambridge	7	0.25%
■ university of minnesota	7	0.25%
■ abts tamilnadu	6	0.21%
■ bt-adsl	6	0.21%
■ charter communications	6	0.21%
■ dynamic pools	6	0.21%
■ hansenet telekommunikation gmbh	6	0.21%
■ harbin institute of technology	6	0.21%
■ manipal academy of higher education	6	0.21%
■ optimum online (cablevision systems)	6	0.21%
■ rechen- und kommunikationszentrum der rwth aachen	6	0.21%

■ technische universiteit eindhoven	6	0.21%
■ telus communications inc.	6	0.21%
■ university of cape town	6	0.21%
■ university of maryland	6	0.21%
■ university of tehran informatics	6	0.21%
■ uunet non-portable customer assignment	6	0.21%
■ von karman institute net	6	0.21%
■ adsl-go-plus	5	0.18%
■ arcor ag	5	0.18%
■ at&t internet services	5	0.18%
■ cncgroup beijing province network	5	0.18%
■ concordia university	5	0.18%
■ cox communications inc.	5	0.18%
■ ecublens camp net	5	0.18%
■ global crossing	5	0.18%
■ hathway ip over cable internet access service	5	0.18%
■ imported inetnum object for monash	5	0.18%
■ indian institute of technology	5	0.18%
■ karlsruher lichtwellenleiter kommunikationsnetz	5	0.18%
■ loughborough university	5	0.18%
■ ntt communications corporation	5	0.18%
■ provider local registry	5	0.18%
■ queen s university	5	0.18%
■ qwest communications corporation	5	0.18%
■ rutgers university	5	0.18%
■ tohoku university	5	0.18%
■ universidad carlos iii de madrid	5	0.18%
■ universite libre de bruxelles	5	0.18%
■ university of aberdeen	5	0.18%
■ university of kentucky	5	0.18%
■ argonne national laboratory	4	0.14%
■ arizona state university	4	0.14%
■ birmingham add residential dynamic services	4	0.14%
■ campus network for university of warwick	4	0.14%

■ chinanet beijing province network	4	0.14%
■ chunghwa telecom data communication business group	4	0.14%
■ coria - ura cnrs 230	4	0.14%
■ cranfield institute of technology	4	0.14%
■ cta - centro tecnico aeroespacial	4	0.14%
■ danish network for research and education	4	0.14%
■ delft university of technology network	4	0.14%
■ dokuz eylul university	4	0.14%
■ fachhochschule hildesheim/holzminden	4	0.14%
■ internal infrastructure	4	0.14%
■ ip pools	4	0.14%
■ johns hopkins university	4	0.14%
■ leased line at lvsb mumbai - crompton greaves	4	0.14%
■ massachusetts institute of technology	4	0.14%
■ medtronic incorporated	4	0.14%
■ national aeronautics and space administration	4	0.14%
■ novosibirsk scientific center network	4	0.14%
■ ntl infrastructure - birmingham	4	0.14%
■ proxad / free sas	4	0.14%
■ servicio central de informatica	4	0.14%
■ the university of nottingham	4	0.14%
■ tianjin university	4	0.14%
■ tiscali uk ltd	4	0.14%
■ trinity college dublin	4	0.14%
■ tu-hamburg-harburg; rechenzentrum	4	0.14%
■ turk telekom adsl-alcatel	4	0.14%
■ university of alberta	4	0.14%
■ university of manitoba	4	0.14%
■ university of toronto	4	0.14%
■ accademia aeronautica public subnet	3	0.11%
■ agence tunisienne internet - ati	3	0.11%
■ alice dsl	3	0.11%
■ audio-pixels-adsl	3	0.11%
■ baylor university	3	0.11%

■ bellsouth.net inc.	3	0.11%
■ bezeq international-ltd	3	0.11%
■ bharti infotel ltd (broadband and telephone services kk)	3	0.11%
■ centrum voor landbouwkundig onderzoek	3	0.11%
■ chinanet guangdong province network	3	0.11%
■ chinanet hebei province network	3	0.11%
■ chinanet hubei province network	3	0.11%
■ chinanet shanxi(sn) province network	3	0.11%
■ comcast cable communications ip services	3	0.11%
■ easynet ltd	3	0.11%
■ edinburgh university local area network	3	0.11%
■ emirates telecommunications corporation	3	0.11%
■ freenet cityline gmbh	3	0.11%
■ ftip003013199 andor technology ltd	3	0.11%
■ information technology services	3	0.11%
■ internet service provider	3	0.11%
■ laboratorio nacional de engenharia civil	3	0.11%
■ national aerospace laboratory	3	0.11%
■ national internet backbone	3	0.11%
■ netcologne gmbh	3	0.11%
■ ntl infrastructure - leicester	3	0.11%
■ operateur telecom	3	0.11%
■ oxford university	3	0.11%
■ pt multi data palembang	3	0.11%
■ pusan national university	3	0.11%
■ rogers cable communications inc.	3	0.11%
■ shahid beheshti university	3	0.11%
■ sharif university of technology	3	0.11%
■ shaw communications inc.	3	0.11%
■ technische universitaet braunschweig	3	0.11%
■ tehran dial-in	3	0.11%
■ telecom italia s.p.a. tin easy lite	3	0.11%
■ texas a&m university	3	0.11%
■ the pennsylvania state university	3	0.11%
■ the university of birmingham	3	0.11%

■ this network has been transferred to afrinic	3	0.11%
■ tu bergakademie freiberg	3	0.11%
■ tu berlin campus network	3	0.11%
■ tudelft rc	3	0.11%
■ turk telekom adsl-isp	3	0.11%
■ tvcabo-portugal cable modem network	3	0.11%
■ ucom corp.	3	0.11%
■ uninett backbone network	3	0.11%
■ universidad nacional autonoma de mexico	3	0.11%
■ universidade federal de santa catarina	3	0.11%
■ universiti sains malaysia penang malaysia	3	0.11%
■ university of notre dame	3	0.11%
■ university of oklahoma	3	0.11%
■ university of oslo	3	0.11%
■ university of western ontario	3	0.11%
■ westnet	3	0.11%
■ 1&1 internet ag	2	0.07%
■ abts ap	2	0.07%
■ abts delhi	2	0.07%
■ adsl huaweibb truelocal infrastructure true internet co. ltd.	2	0.07%
■ adsl-alc-atakoy-dynamic pool	2	0.07%
■ adsl39	2	0.07%
■ aristotle university of thessaloniki	2	0.07%
■ bcl north	2	0.07%
■ bcl south	2	0.07%
■ beijing teletron telecom engineering co. ltd.	2	0.07%
■ bharti telenet ltd.mumbai	2	0.07%
■ bt_unilever network	2	0.07%
■ cable & wireless telecommunication services gmbh	2	0.07%
■ cad it consultants	2	0.07%
■ carphone warehouse broadband services	2	0.07%
■ cemagref	2	0.07%
■ chalmers university network	2	0.07%
■ china science and technology network	2	0.07%

■ chinanet shanghai province network	2	0.07%
■ cingular wireless ii llc	2	0.07%
■ comcast cable communications	2	0.07%
■ comcast cable communications holdings inc.	2	0.07%
■ cpe customers nl	2	0.07%
■ customers ie	2	0.07%
■ czech technical university	2	0.07%
■ dantec dynamics ltd	2	0.07%
■ deutsches klimarechenzentrum (dkrz) hamburg	2	0.07%
■ east-zone for huazhong university of science and technology	2	0.07%
■ eclipse networking limited	2	0.07%
■ ertach s.a.	2	0.07%
■ faculte polytechnique de mons	2	0.07%
■ forschungszentrum karlsruhe (fzk)	2	0.07%
■ gesti n de direccionamiento uninet	2	0.07%
■ gigabit ltd.	2	0.07%
■ han min technology co. ltd.	2	0.07%
■ hangyang university	2	0.07%
■ hk cable tv ltd	2	0.07%
■ hogeschool gent	2	0.07%
■ honeywell international inc.	2	0.07%
■ imft institut de mecanique des fluides de toulouse	2	0.07%
■ imported inetnum object for univer-39	2	0.07%
■ infopact netwerkdiensten b.v.	2	0.07%
■ infrastructure reseau regional srhd-2	2	0.07%
■ intel corporation	2	0.07%
■ internet service unit isu	2	0.07%
■ islamic international university malaysia	2	0.07%
■ istanbul technical university	2	0.07%
■ iut-nimes	2	0.07%
■ katholieke universiteit leuven	2	0.07%
■ king mongkut s university of technology thonburi (kmutt)	2	0.07%
■ kla instruments corp.	2	0.07%

■ korea advanced institute of science and technology	2	0.07%
■ lehigh university	2	0.07%
■ market street advisors	2	0.07%
■ martin-luther-universitaet halle-wittenberg	2	0.07%
■ maxnet internet service provider bangkok	2	0.07%
■ meteo-france	2	0.07%
■ michigan state university	2	0.07%
■ mtnl cat b isp	2	0.07%
■ multiprotocol service provider to other isps and end users	2	0.07%
■ national institute of technology durgapur	2	0.07%
■ nss s.a.	2	0.07%
■ ocean university of china	2	0.07%
■ office national d etudes et de recherches aeronautiques	2	0.07%
■ ohio state university	2	0.07%
■ oklahoma state university	2	0.07%
■ otto-von-guericke-universitaet	2	0.07%
■ performance systems international inc.	2	0.07%
■ philips dap bv	2	0.07%
■ pontificia universidade catolica do rio de janeiro	2	0.07%
■ pool for broadband customers	2	0.07%
■ provider	2	0.07%
■ proxy traffic	2	0.07%
■ queen s university of belfast	2	0.07%
■ rampant inc!	2	0.07%
■ rebin communications network 001	2	0.07%
■ rechenzentrum der universitaet jena	2	0.07%
■ reseaux universite de provence et phocean	2	0.07%
■ rolls-royce deutschland ltd & co.kg	2	0.07%
■ ruprecht-karls-universitaet heidelberg	2	0.07%
■ safelines ltd	2	0.07%
■ sc hqs srl	2	0.07%
■ sd de-max	2	0.07%
■ se3.pltnca09072007-1132	2	0.07%
■ seoul national university	2	0.07%

shyam internet services pvt ltd	2	0.07%
siemens information systems ltd.	2	0.07%
sify infrastructure	2	0.07%
sivas cumhuriyet universitesi	2	0.07%
sprint pcs	2	0.07%
suddenlink communications	2	0.07%
taiwan academic network	2	0.07%
tampere university of technology	2	0.07%
task academic computer network	2	0.07%
technical university of crete	2	0.07%
technische universitaet ilmenau; rechenzentrum	2	0.07%
teijin twaron bv	2	0.07%
telefonica de argentina	2	0.07%
telenet operaties n.v.	2	0.07%
telenor ab	2	0.07%
telepac - comunicacoes interactivas sa	2	0.07%
telia network services	2	0.07%
telstra internet	2	0.07%
the network covers whole wroclaw area	2	0.07%
the university of melbourne	2	0.07%
tmnet telekom malaysia	2	0.07%
torman-edu-158-075-000-000-17	2	0.07%
tsi fuer fev motorentechnik gmbh	2	0.07%
united telecom of georgia	2	0.07%
universitaet bremen	2	0.07%
universitaet der bundeswehr muenchen; rechenzentrum	2	0.07%
universitaet kiel	2	0.07%
universite de la rochelle	2	0.07%
university college london	2	0.07%
university computing centre	2	0.07%
university of british columbia	2	0.07%
university of california irvine	2	0.07%
university of central florida	2	0.07%
university of hawaii	2	0.07%
university of manchester	2	0.07%

■ university of sheffield	2	0.07%
■ university of surrey	2	0.07%
■ university of tennessee space institute	2	0.07%
■ university of washington	2	0.07%
■ university of windsor	2	0.07%
■ used for static broadband customers in ahmedabad	2	0.07%
■ virginia commonwealth university	2	0.07%
■ vrije universiteit brussel + universite libre de bruxelles	2	0.07%
■ vsnl kanpur	2	0.07%
■ weizmann institute of science network	2	0.07%
■ wyndham	2	0.07%
■ *se4-drp*	1	0.04%
■ 4 nets sia	1	0.04%
■ 754th electronic systems group	1	0.04%
■ academic administrative and research network	1	0.04%
■ accurate sales & engg.	1	0.04%
■ additional blocks for london west residential static	1	0.04%
■ adsl easy en partenariat avec zte	1	0.04%
■ adsl huaweibb truehisp infrastructure true internet co. ltd.	1	0.04%
■ adsl pools	1	0.04%
■ adsl section-dynamic pool	1	0.04%
■ adsl-alc-acibadem-dynamic pool	1	0.04%
■ adsl-alc-ulus-dynamic pool	1	0.04%
■ adsl-met-ulus-dynamic pool	1	0.04%
■ adsl-pro	1	0.04%
■ adsl13	1	0.04%
■ adsl14	1	0.04%
■ adsl7	1	0.04%
■ aei internet inc.	1	0.04%
■ aftab internet service provider	1	0.04%
■ ali ali x x	1	0.04%
■ allstream corp. corporation allstream	1	0.04%
■ amazon.com inc.	1	0.04%
■ ametek inc.	1	0.04%

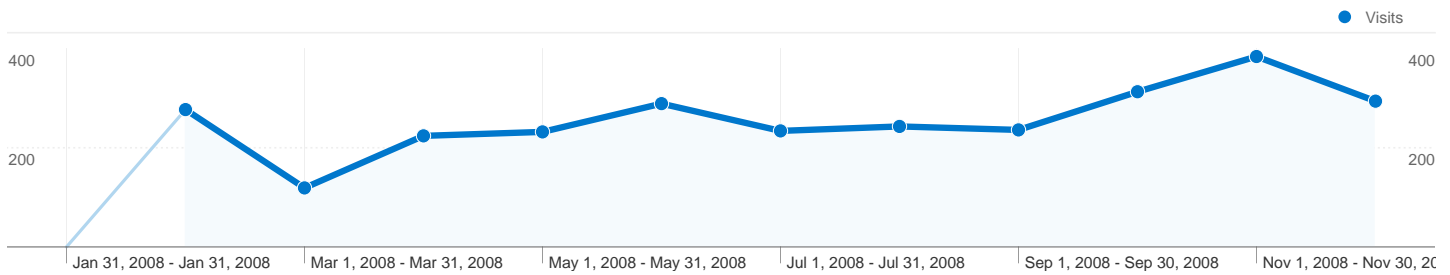
■ amnet cable el salvador	1	0.04%
■ amrita institutions	1	0.04%
■ an internet service provider in pakistan	1	0.04%
■ ansaldo s.p.a. wan	1	0.04%
■ apolo -gold-telecom-per	1	0.04%
■ arcor ag & co. kg	1	0.04%
■ armstrong teasdale	1	0.04%
■ ask4 student network number 1 sheffield	1	0.04%
■ assiut university network	1	0.04%
■ asternet sp. z o.o.	1	0.04%
■ astral bucharest docsis n2	1	0.04%
■ at&t managed firewall services nb2	1	0.04%
■ att idc london	1	0.04%
■ austin energy	1	0.04%
■ avl list gmbh	1	0.04%
■ b2 customers in mlm10	1	0.04%
■ babcock borsig power systems gmbh / info ag	1	0.04%
■ baltic sea research institute	1	0.04%
■ bayanat noc ip range	1	0.04%
■ be un limited	1	0.04%
■ beiersdorf shared services gmbh	1	0.04%
■ beijing university of chemical technology	1	0.04%
■ bell canada icn dmz environments	1	0.04%
■ beweb regie	1	0.04%
■ bh telecom bras dynamic pool	1	0.04%
■ bharti infotel ltd.	1	0.04%
■ big sky laser	1	0.04%
■ blazenet pvt. ltd	1	0.04%
■ bradford university	1	0.04%
■ bras e-320-27 dhcp-pool	1	0.04%
■ brigham young university	1	0.04%
■ broadband brad ubr06shef	1	0.04%
■ broadband brad ubr09brad	1	0.04%
■ broadband for pt	1	0.04%
■ broadband smal ubr02harb	1	0.04%

■ broadband wolv ubr02dudl	1	0.04%
■ brown university	1	0.04%
■ bsms0156 montsouris bloc 2	1	0.04%
■ bsms0753 montsouris bloc 1	1	0.04%
■ bsnan259 nantes bloc 2	1	0.04%
■ bssgw152 ste genevieve bloc1	1	0.04%
■ bsstl154 st lambert bloc 2	1	0.04%
■ btc broadband service	1	0.04%
■ budapest university of technology and economics	1	0.04%
■ business trends(singapore)p/l	1	0.04%
■ c&m communication co ltd	1	0.04%
■ cable and wireless	1	0.04%
■ cable bahamas ltd.	1	0.04%
■ cable internet ltd	1	0.04%
■ cablecom gmbh	1	0.04%
■ campus ethernet	1	0.04%
■ canaca-com inc.	1	0.04%
■ carleton college	1	0.04%
■ carnegie mellon university	1	0.04%
■ caterpillar inc.	1	0.04%
■ cbeyond communications llc	1	0.04%
■ cellule reseau reaurmur universite bordeaux 1	1	0.04%
■ centro de estudios e investigaciones tecnicas de guipuzcoa	1	0.04%
■ cernet online information technology ltd.	1	0.04%
■ charite - universitaetsmedizin berlin	1	0.04%
■ chengdu ftxlan netbar	1	0.04%
■ china united telecommunications corporation	1	0.04%
■ chinanet hunan province network	1	0.04%
■ chinanet liaoning province network	1	0.04%
■ chosun university	1	0.04%
■ cilea	1	0.04%
■ clark county school district	1	0.04%
■ clearwire llc	1	0.04%
■ cnc group guangdong province network	1	0.04%

■ cnc group hunan province network	1	0.04%
■ cnc group shandong province network	1	0.04%
■ cnc group tianjin province network	1	0.04%
■ cncgroup hebei province network	1	0.04%
■ cncgroup shandong province network	1	0.04%
■ cogeco cable canada inc.	1	0.04%
■ cogeco cable inc.	1	0.04%
■ cognizant technology solution india pvt ltd india	1	0.04%
■ colombia telecomunicaciones s.a. esp	1	0.04%
■ comsoc technology pte ltd	1	0.04%
■ comunitel global s.a.	1	0.04%
■ corinthian college inc.	1	0.04%
■ cornell university	1	0.04%
■ covad communications co.	1	0.04%
■ cox communications	1	0.04%
■ cranfield university	1	0.04%
■ ctv dominanta ltd	1	0.04%
■ cybercity a/s xdsl users	1	0.04%
■ d&e communications	1	0.04%
■ daikin industries, ltd.	1	0.04%
■ daimlerchrysler ag	1	0.04%
■ dalhousie university	1	0.04%
■ delta montreal	1	0.04%
■ demon internet / thus plc	1	0.04%
■ department of transportation	1	0.04%
■ dhcp pool1 - hstntxhu0bw	1	0.04%
■ dial-up and adsl pool	1	0.04%
■ diginet	1	0.04%
■ digisafe pte ltd	1	0.04%
■ dod network information center	1	0.04%
■ durham university local area network	1	0.04%
■ dvois broadband pvt ltd	1	0.04%
■ dynamic adsl-pool	1	0.04%
■ dyson	1	0.04%
■ e yantra industries ltd	1	0.04%

■ earthlink inc	1	0.04%
■ ecole des mines de douai	1	0.04%
■ ecole des mines de paris	1	0.04%
■ ecole navale	1	0.04%
■ ecole polytechnique	1	0.04%
■ ecole polytechnique de montreal	1	0.04%
■ eg&g inc./ corporate headquarters	1	0.04%
■ embarq corporation	1	0.04%
■ enerbat sarl	1	0.04%
■ entel pcs telecomunicaciones s.a.	1	0.04%
■ enventis telecom inc.	1	0.04%
■ erno raumfahrttechnik	1	0.04%
■ espci-paris - ecole superieure de physique et chimie industriell	1	0.04%
■ essent kabelcom	1	0.04%
■ eth/unizh camp net	1	0.04%
■ ethz campus net	1	0.04%
■ eurasia telecom ltd.	1	0.04%
■ externet kft.	1	0.04%
■ fastweb	1	0.04%
■ fimac s.p.a.	1	0.04%
■ flinders university	1	0.04%
■ florida atlantic university	1	0.04%
■ for ip stream broadband services	1	0.04%
■ force institutet	1	0.04%
■ fraunhofer institut fuer informations and datenverarbeitung iitb	1	0.04%
■ fresenius ag	1	0.04%
■ friedrich alexander universitaet erlangen nuernberg	1	0.04%
■ frontier communications of america inc.	1	0.04%
■ fuse internet access	1	0.04%
■ galway-mayo institute of technology	1	0.04%
■ general motors corporation	1	0.04%
■ glaxosmithkline	1	0.04%
■ goldleaf technologies inc.	1	0.04%
■ green.ch ag brugg switzerland	1	0.04%

■ gyeongsang national university	1	0.04%
■ haemosope	1	0.04%
■ hamyari shahrdari shiraz	1	0.04%
■ hanaro telecom inc.	1	0.04%
■ handong global university	1	0.04%
■ hankukjeonryukkisulinhyubhweu	1	0.04%
■ harvard university	1	0.04%
■ hcl infinnet limited	1	0.04%
■ hewlett packard singapore (sales) pte ltd	1	0.04%
■ hfcl infotel ltd	1	0.04%
■ hitachi, ltd	1	0.04%
■ homeplanet	1	0.04%
■ hong kong university of science and technology	1	0.04%
■ hse	1	0.04%
■ hughes network systems	1	0.04%
■ hutchison global communications	1	0.04%
■ i i t kanpur	1	0.04%
■ i s solutions	1	0.04%
■ ibm italia public subnet	1	0.04%
■ ican solutions pvt. ltd.	1	0.04%
■ idea celular	1	0.04%
■ imag et ujf	1	0.04%
■ imported inetnum object for cis-56	1	0.04%
■ imported inetnum object for cmcltd	1	0.04%
■ imported inetnum object for deakin	1	0.04%
■ imported inetnum object for hkp	1	0.04%
■ imported inetnum object for inhaun	1	0.04%
■ imported inetnum object for macqua-1	1	0.04%
■ imported inetnum object for nmc-1	1	0.04%
■ imported inetnum object for stpl-3	1	0.04%
■ imported inetnum object for techne	1	0.04%
■ imported inetnum object for univer-192	1	0.04%
■ imported inetnum object for utm	1	0.04%



2,845 visits came from 805 network locations

Site Usage

Visits 2,845 % of Site Total: 100.00%	Pages/Visit 3.92 Site Avg: 3.92 (0.00%)	Avg. Time on Site 00:03:30 Site Avg: 00:03:30 (0.00%)	% New Visits 60.42% Site Avg: 60.39% (0.06%)	Bounce Rate 53.11% Site Avg: 53.11% (0.00%)
--	--	--	---	--

Network Location	Visits	Visits	Visits
imported inetnum object for uwa	1	0.04%	<p>99.65%</p>
independent	1	0.04%	
indian institute of technology kharagpur india	1	0.04%	
industries in photonic	1	0.04%	
inland steel industries	1	0.04%	
inp grenoble	1	0.04%	
institut de radioprotection et de surete nucleaire	1	0.04%	
institut national de recherche en informatique et automatique de	1	0.04%	
institut national des sciences appliquees	1	0.04%	
institute of computational technologies of sb ras	1	0.04%	
institute of technology tallaght	1	0.04%	
instituto politecnico de coimbra	1	0.04%	
internet service provider in sri lanka.	1	0.04%	
internet service unit isu - wael/bt	1	0.04%	
internet services united networks	1	0.04%	
investelektrosviaz ltd.	1	0.04%	
ip addresses allocated to dsl customers	1	0.04%	
ip range for fpt broadband service	1	0.04%	
ipg	1	0.04%	
ipvpn/internet service provider	1	0.04%	
iqara telecom india pvt ltd	1	0.04%	

isp slovanet adsl flat pool	1	0.04%
istituto per la promozione industriale	1	0.04%
italia online s.p.a	1	0.04%
jaring communications sdn bhd	1	0.04%
jet joint undertaking	1	0.04%
johannes kepler universitaet	1	0.04%
juniper networks inc.	1	0.04%
k-opticom corporation	1	0.04%
kabel deutschland breitband customer 12	1	0.04%
kabel deutschland breitband customer 7	1	0.04%
keio university	1	0.04%
kerry inc	1	0.04%
king s college london	1	0.04%
knolls atomic power lab	1	0.04%
koch industries inc.	1	0.04%
konkuk university	1	0.04%
korean education network	1	0.04%
kpnqwest romania - customers	1	0.04%
krnic	1	0.04%
kyoto university	1	0.04%
kyungpook national university	1	0.04%
kyushu telecommunication network co. inc.	1	0.04%
lathrop & gage	1	0.04%
legacy hotels reit	1	0.04%
leicester university	1	0.04%
link egypt	1	0.04%
ll customers	1	0.04%
Inaub151 aubervilliers bloc 1	1	0.04%
loral orion network services	1	0.04%
los alamos national laboratory	1	0.04%
lyonnaise communications	1	0.04%
magma communications ltd.	1	0.04%
man b&w diesel a/s	1	0.04%
manturbo south east asia	1	0.04%
marmara university	1	0.04%

max-planck-institut fuer plasmaphysik	1	0.04%
mayo foundation	1	0.04%
maytag corporation	1	0.04%
mcafee	1	0.04%
mcgill university	1	0.04%
mediasky	1	0.04%
megacable sa de cv	1	0.04%
megapath networks inc.	1	0.04%
ministry of education computer center	1	0.04%
mke bridged circuits	1	0.04%
mobileone ltd	1	0.04%
moscow power engineering institute	1	0.04%
motorola general systems group	1	0.04%
mtnl internet service provider in the city of delhi and mumbai	1	0.04%
mts internet	1	0.04%
national chung hsing university	1	0.04%
national institute of standards and technology	1	0.04%
national institute of technology karnataka	1	0.04%
national taiwan university of science and technology	1	0.04%
national truck leasing system	1	0.04%
navy network information center (nnic)	1	0.04%
nc numericable s.a.	1	0.04%
nepal telecommunications corporation	1	0.04%
netvision ltd	1	0.04%
network of electrabel	1	0.04%
network of ign arch. and design gb	1	0.04%
network solutions llc	1	0.04%
new jersey institute of technology	1	0.04%
new mexico state university	1	0.04%
nexxia hse	1	0.04%
north carolina state university	1	0.04%
ntl infrastructure - cambridge	1	0.04%
ntl infrastructure - huddersfield	1	0.04%
ntl infrastructure - leeds	1	0.04%

■ ntl infrastructure - luton	1	0.04%
■ ntl infrastructure for virgin - birmingham	1	0.04%
■ ntl internet	1	0.04%
■ ntt america inc.	1	0.04%
■ ocesingaporepteltd-sg	1	0.04%
■ ocn provided by ntt-communications which is isp	1	0.04%
■ optus internet - retail	1	0.04%
■ oracle datenbanksysteme gmbh	1	0.04%
■ oregon state university	1	0.04%
■ pacific internet limited	1	0.04%
■ palacky university	1	0.04%
■ paramount pictures	1	0.04%
■ paris vii denis diderot university	1	0.04%
■ pars gostaran babol	1	0.04%
■ pars online	1	0.04%
■ patriot media and communications	1	0.04%
■ pccw limited	1	0.04%
■ pe-tdp-grs	1	0.04%
■ pe-tdperx4-lacnic	1	0.04%
■ perfusion-com inc	1	0.04%
■ philips campus-ict	1	0.04%
■ pohang university of science and technology	1	0.04%
■ polkomtel s.a.	1	0.04%
■ pool for broadband customers on dslam rue92-2	1	0.04%
■ powercomm	1	0.04%
■ pppox pool - bras15.rcsnxt.041905-2059.833244	1	0.04%
■ pppox pool - bras18.lsan03-1180543262	1	0.04%
■ pppox pool - bras2.renocs-1160709062	1	0.04%
■ pppox pool - bras3 okcyok	1	0.04%
■ pppox pool - rback15.irvnca. 042405-1923.853487	1	0.04%
■ pppox pool - rback5 iptin.604304	1	0.04%
■ primus telecommunications	1	0.04%
■ ptcl triple play project	1	0.04%
■ quantel	1	0.04%

■ radiomovel do - 1st block	1	0.04%
■ raffles institution	1	0.04%
■ ramgen power supply	1	0.04%
■ ramtek iletisim ve bilgi teknolojileri	1	0.04%
■ raser inc.	1	0.04%
■ rback36.irvnca.20060509	1	0.04%
■ rcs & rds sa	1	0.04%
■ red informatica cientifica de andalucia	1	0.04%
■ rogers cable inc. wfldle	1	0.04%
■ root	1	0.04%
■ royal institute of technology	1	0.04%
■ ryerson university	1	0.04%
■ samsungnetworks	1	0.04%
■ sat-trakt d.o.o.	1	0.04%
■ satellite-tv-services	1	0.04%
■ satyam infoway (p) ltd.	1	0.04%
■ sauber petronas engineering	1	0.04%
■ sc air bites srl	1	0.04%
■ scansafe ltd	1	0.04%
■ schmidt electronics (s.e.a) pte ltd	1	0.04%
■ schulen ans internet aargau	1	0.04%
■ schulvernetzung burgenland	1	0.04%
■ science engineering	1	0.04%
■ sepanta communication development co. ltd	1	0.04%
■ shatel dsl network	1	0.04%
■ shell canada ltd.	1	0.04%
■ shell information technology international	1	0.04%
■ shinshu university	1	0.04%
■ siemens medical solutions health services corporation	1	0.04%
■ sify limited	1	0.04%
■ singapore telecommunications ltd	1	0.04%
■ sita-societe internationale de telecommunications aeronautiques	1	0.04%
■ smart broadband incorporated	1	0.04%
■ softlayer technologies inc.	1	0.04%

■ southwest research institute	1	0.04%
■ spoldzielnia mieszkaniowa rozstaje	1	0.04%
■ sprint	1	0.04%
■ stanford university	1	0.04%
■ starhub hspa	1	0.04%
■ state technical university of saint-petersburg (stusp)	1	0.04%
■ state university of new york at buffalo	1	0.04%
■ stevens institute of technology	1	0.04%
■ stmicroelectronics - inmos	1	0.04%
■ strato rechenzentrum berlin	1	0.04%
■ streck labs	1	0.04%
■ student dormitory	1	0.04%
■ sunrise	1	0.04%
■ supernet port harcourt	1	0.04%
■ svnit surat	1	0.04%
■ swisscom fixnet ag	1	0.04%
■ sympatico hse	1	0.04%
■ t-2 access network	1	0.04%
■ tabriz university	1	0.04%
■ te data jordan	1	0.04%
■ technische universitaet clausthal rechenzentrum	1	0.04%
■ tele2 adsl sweden	1	0.04%
■ tele2 italy s.a	1	0.04%
■ telecable	1	0.04%
■ telecom plus ltd	1	0.04%
■ telecomplus	1	0.04%
■ teledyne controls	1	0.04%
■ telefonica de espana	1	0.04%
■ telefonica deutschland gmbh	1	0.04%
■ telekom srbija	1	0.04%
■ telkom sa limited	1	0.04%
■ terza universita di roma	1	0.04%
■ the boeing company	1	0.04%
■ the mathworks incorporated	1	0.04%

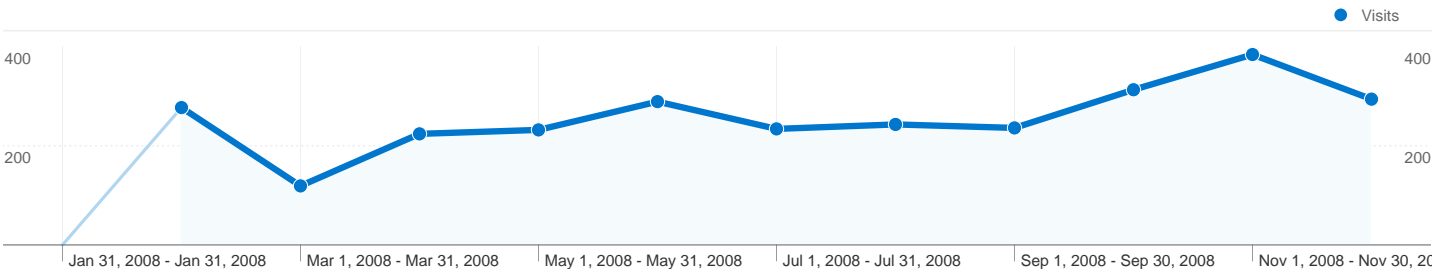
the network of technical university of czestochowa	1	0.04%
the university of alabama	1	0.04%
tmnet	1	0.04%
tokyo institute of technology	1	0.04%
tongji university	1	0.04%
tot public company limited bangkok	1	0.04%
true internet co. ltd.	1	0.04%
tt adsl-alcatel static_aci	1	0.04%
tt adsl-huawei ttnet dynamic_aci	1	0.04%
tt adsl-ttnet alc dynamic_aci	1	0.04%
tu darmstadt hochschulrechenzentrum	1	0.04%
tubitak sage	1	0.04%
turin university - department of physics	1	0.04%
tv cable s.a.	1	0.04%
unisource business networks (schweiz) ag	1	0.04%
united healthcare corporation	1	0.04%
united technologies research center	1	0.04%
unitel s.a e.s.p	1	0.04%
universidad complutense de madrid	1	0.04%
universidad de antioquia	1	0.04%
universidad de guadalajara	1	0.04%
universidad de zaragoza	1	0.04%
universidad politecnica de madrid	1	0.04%
universidade da coru~na	1	0.04%
universidade de brasilia	1	0.04%
universidade federal de minas gerais	1	0.04%
universidade tecnica de lisboa	1	0.04%
universita degli studi di firenze	1	0.04%
universita degli studi di genova	1	0.04%
universita degli studi di milano	1	0.04%
universita degli studi di roma la sapienza	1	0.04%
universita degli studi di udine	1	0.04%
universita di cassino	1	0.04%
universitaet bonn	1	0.04%
universitaet hamburg campus net	1	0.04%

■ universitaet kassel	1	0.04%
■ universitat politecnica de catalunya	1	0.04%
■ universite de liege (ulg)	1	0.04%
■ universite de poitiers	1	0.04%
■ universite du havre	1	0.04%
■ universite francois rabelais - tours	1	0.04%
■ universite pierre et marie curie	1	0.04%
■ universiti malaysia sarawak unimas	1	0.04%
■ university at albany state university of new york	1	0.04%
■ university center at tulsa	1	0.04%
■ university college galway	1	0.04%
■ university of alabama	1	0.04%
■ university of arizona	1	0.04%
■ university of california san francisco	1	0.04%
■ university of california santa barbara	1	0.04%
■ university of colorado	1	0.04%
■ university of delaware	1	0.04%
■ university of illinois ccso	1	0.04%
■ university of iowa	1	0.04%
■ university of nevada	1	0.04%
■ university of north carolina	1	0.04%
■ university of petroleum (east china) qingdao campus	1	0.04%
■ university of pretoria	1	0.04%
■ university of rhode island	1	0.04%
■ university of science & technology	1	0.04%
■ university of science and technology of china	1	0.04%
■ university of south carolina	1	0.04%
■ university of southampton	1	0.04%
■ university of southern california	1	0.04%
■ university of stavanger	1	0.04%
■ university of strathclyde	1	0.04%
■ university of tehran	1	0.04%
■ university of texas at el paso	1	0.04%
■ university of tsukuba	1	0.04%

■ university of tulsa	1	0.04%
■ university of utah	1	0.04%
■ university of valenciennes campus	1	0.04%
■ university of victoria	1	0.04%
■ university of wisconsin - river falls	1	0.04%
■ university of wyoming	1	0.04%
■ university of zilina	1	0.04%
■ university twente	1	0.04%
■ univerzitet u beogradu	1	0.04%
■ upc broadband operations b.v.	1	0.04%
■ upc ceska republika a.s.	1	0.04%
■ upc magyarorszag kft.	1	0.04%
■ upc telekabel	1	0.04%
■ upc telewizja kablowa sp. z o.o.	1	0.04%
■ used for static broadband customers in ernakulam	1	0.04%
■ vdg nederland bv	1	0.04%
■ verizon avenue	1	0.04%
■ vermont state colleges	1	0.04%
■ versatel deutschland	1	0.04%
■ versatel nederland b.v.	1	0.04%
■ vestas wind systems a/s	1	0.04%
■ videotron ltee	1	0.04%
■ videotron telecom ltee	1	0.04%
■ viliam trepak - netcom	1	0.04%
■ virginia polytechnic institute and state univ.	1	0.04%
■ vsnl hyderabad	1	0.04%
■ vsnl kolkata - dgcis 512 kbps	1	0.04%
■ vsnl mumbai lvsb - leased line nitie	1	0.04%
■ wageningen university and research centre	1	0.04%
■ weinberger deltronics gmbh	1	0.04%
■ west virginia university	1	0.04%
■ whirlpool corporation	1	0.04%
■ windstream communications inc	1	0.04%
■ wipro technologies	1	0.04%

■ wl	1	0.04%
■ woods hole oceanographic institution	1	0.04%
■ xdsl access and service provider in norway	1	0.04%
■ xdsl network-adsl	1	0.04%
■ xerox corporation	1	0.04%
■ yale university	1	0.04%
■ yazd university of iran	1	0.04%
■ york hospital	1	0.04%
■ yuan ze university	1	0.04%
■ zte pdsn khn	1	0.04%

501 - 805 of 805

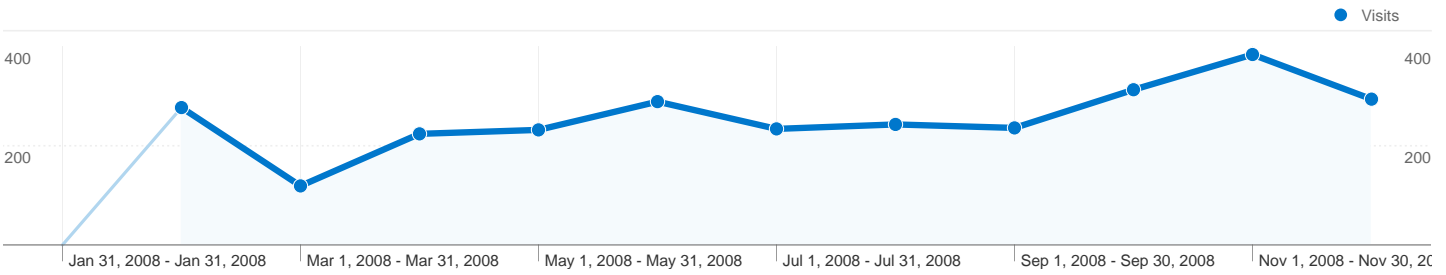


2,845 visits used 20 browser and OS combinations

Site Usage

Visits 2,845 % of Site Total: 100.00%	Pages/Visit 3.92 Site Avg: 3.92 (0.00%)	Avg. Time on Site 00:03:30 Site Avg: 00:03:30 (0.00%)	% New Visits 60.42% Site Avg: 60.39% (0.06%)	Bounce Rate 53.11% Site Avg: 53.11% (0.00%)
--	--	--	---	--

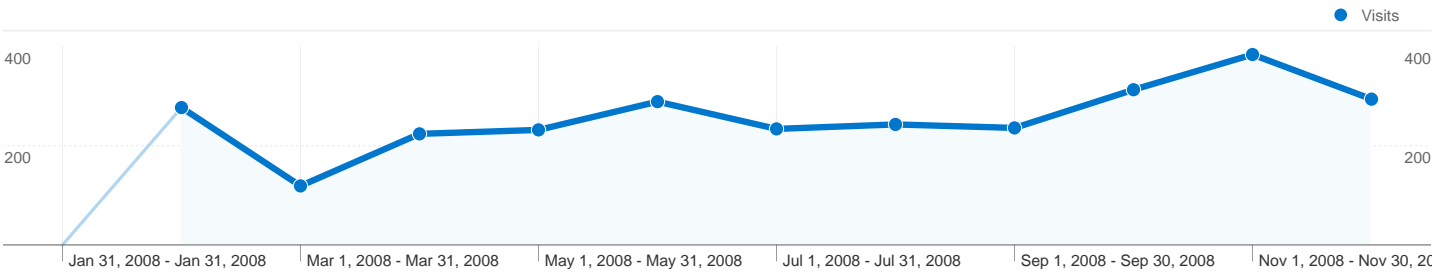
Browser and OS	Visits	Visits	Visits
Internet Explorer / Windows	1,656	58.21%	
Firefox / Windows	817	28.72%	
Opera / Windows	89	3.13%	
Firefox / Linux	86	3.02%	
Chrome / Windows	48	1.69%	
Safari / Macintosh	40	1.41%	
Opera / Linux	39	1.37%	
Firefox / Macintosh	25	0.88%	
Mozilla / Linux	18	0.63%	
Mozilla / Windows	7	0.25%	
Safari / Windows	4	0.14%	
Netscape / Windows	3	0.11%	
SeaMonkey / Windows	3	0.11%	
Firefox / (not set)	2	0.07%	
Konqueror / Linux	2	0.07%	
Playstation Portable / Playstation Portable	2	0.07%	
Internet Explorer / (not set)	1	0.04%	
Mozilla / SunOS	1	0.04%	
Netscape / Linux	1	0.04%	
Playstation 3 / Playstation 3	1	0.04%	



2,845 visits used 4 screen colors

Site Usage

Visits 2,845 % of Site Total: 100.00%	Pages/Visit 3.92 Site Avg: 3.92 (0.00%)	Avg. Time on Site 00:03:30 Site Avg: 00:03:30 (0.00%)	% New Visits 60.42% Site Avg: 60.39% (0.06%)	Bounce Rate 53.11% Site Avg: 53.11% (0.00%)
Screen Colors	Visits	Visits	Visits	
32-bit	2,500	87.87%		
24-bit	210	7.38%		
16-bit	134	4.71%		
8-bit	1	0.04%		



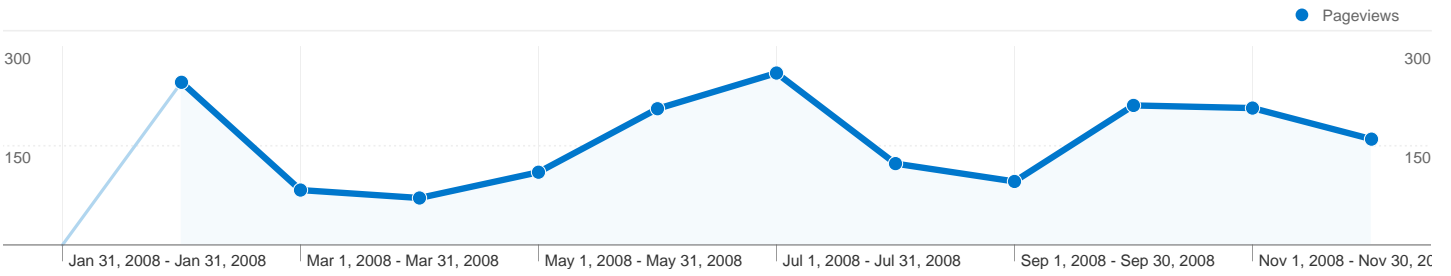
2,845 visits used 31 screen resolutions

Site Usage

Visits 2,845 % of Site Total: 100.00%	Pages/Visit 3.92 Site Avg: 3.92 (0.00%)	Avg. Time on Site 00:03:30 Site Avg: 00:03:30 (0.00%)	% New Visits 60.42% Site Avg: 60.39% (0.06%)	Bounce Rate 53.11% Site Avg: 53.11% (0.00%)
--	--	--	---	--

Screen Resolution	Visits	Visits	Visits
1280x1024	1,107	38.91%	
1024x768	699	24.57%	
1280x800	346	12.16%	
1440x900	218	7.66%	
1680x1050	136	4.78%	
1152x864	63	2.21%	
1280x768	49	1.72%	
1600x1200	45	1.58%	
1920x1200	41	1.44%	
1400x1050	37	1.30%	
800x600	36	1.27%	
1280x960	20	0.70%	
1360x768	10	0.35%	
1280x720	6	0.21%	
2560x1600	6	0.21%	
1152x720	4	0.14%	
1344x840	4	0.14%	
1360x1024	2	0.07%	
1536x960	2	0.07%	
1920x1080	2	0.07%	
480x272	2	0.07%	
1024x1280	1	0.04%	

■ 1024x600	1	0.04%
■ 1200x1600	1	0.04%
■ 1240x960	1	0.04%
■ 1265x954	1	0.04%
■ 1280x854	1	0.04%
■ 1366x768	1	0.04%
■ 1512x945	1	0.04%
■ 1600x1024	1	0.04%
■ 2560x1024	1	0.04%



This page was viewed 1,773 times

1,773 Pageviews

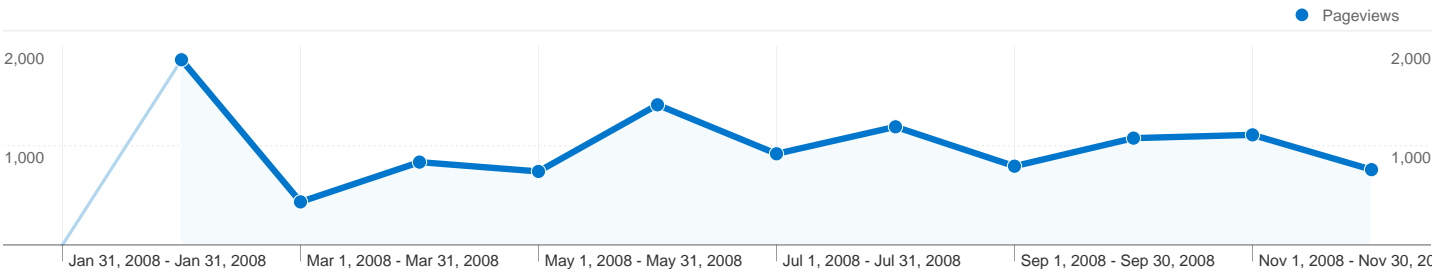
1,302 Unique Views

00:01:57 Time on Page

43.84% Bounce Rate

37.62% % Exit

\$0.00 \$ Index

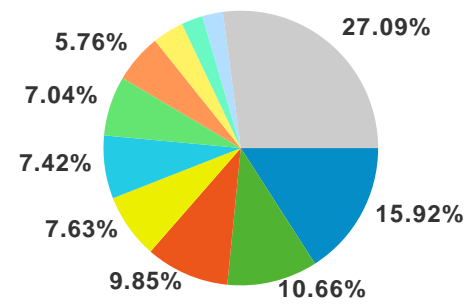


81 pages were viewed a total of 11,140 times

Content Performance

Pageviews 11,140 % of Site Total: 100.00%	Unique Pageviews 7,158 % of Site Total: 100.00%	Avg. Time on Page 00:01:12 Site Avg: 00:01:12 (0.00%)	Bounce Rate 53.11% Site Avg: 53.11% (0.00%)	% Exit 25.54% Site Avg: 25.54% (0.00%)	\$ Index \$0.00 Site Avg: \$0.00 (0.00%)
---	---	---	---	--	--

Page	Pageviews	Pageviews
/	1,773	15.92%
/application.htm	1,187	10.66%
/links.htm	1,097	9.85%
/principle.htm	850	7.63%
/aboutus.htm	827	7.42%
/index.htm	784	7.04%
/contact.htm	642	5.76%
/stereo_principles.htm	410	3.68%
/ipp.htm	282	2.53%
/application_stereopiv.htm	270	2.42%
/application_ilids.htm	149	1.34%
/ptv_principles.htm	137	1.23%
/videos.htm	128	1.15%
/ldv_principles.htm	110	0.99%
/micropiv_principles.htm	108	0.97%
/application_micropiv.htm	107	0.96%
/macros.htm	105	0.94%
/nanopiv_principles.htm	105	0.94%
/contactvcs.htm	104	0.93%
/piv_consulting.htm	101	0.91%
/application_ldv.htm	99	0.89%
/application_pdpa.htm	96	0.86%



■ /highspeedpiv_principles.htm	96	0.86%
■ /pdpa_principles.htm	96	0.86%
■ /velocimetry/index.htm	96	0.86%
■ /sitemap.htm	92	0.83%
■ /application_nanopiv.htm	82	0.74%
■ /velocimetry/contact.htm	82	0.74%
■ /ilids_principles.htm	80	0.72%
■ /application_highspeedpiv.htm	79	0.71%
■ /plif_principles.htm	77	0.69%
■ /psp_principles.htm	77	0.69%
■ /application_psp.htm	69	0.62%
■ /application_plif.htm	67	0.60%
■ /velocimetry/principle.htm	64	0.57%
■ /application_ptv.htm	57	0.51%
■ /velocimetry/	55	0.49%
■ /velocimetry/links.htm	54	0.48%
■ /velocimetry/application.htm	49	0.44%
■ /velocimetry/aboutus.htm	39	0.35%
■ /velocimetry/sitemap.htm	31	0.28%
■ /velocimetry/plif_principles.htm	29	0.26%
■ /velocimetry/ptv_principles.htm	29	0.26%
■ /velocimetry/ilids_principles.htm	28	0.25%
■ /ads.htm	23	0.21%
■ /velocimetry/stereo_principles.htm	21	0.19%
■ /velocimetry/application_stereopiv.htm	20	0.18%
■ /velocimetry/micropiv_principles.htm	18	0.16%
■ /velocimetry/highspeedpiv_principles.htm	15	0.13%
■ /velocimetry/nanopiv_principles.htm	14	0.13%
■ /velocimetry/application_micropiv.htm	12	0.11%
■ /velocimetry/application_highspeedpiv.htm	11	0.10%
■ /velocimetry/application_nanopiv.htm	11	0.10%
■ /velocimetry/ldv_principles.htm	11	0.10%
■ /velocimetry/videos.htm	11	0.10%
■ /velocimetry/application_ilids.htm	10	0.09%
■ /velocimetry/pdpa_principles.htm	10	0.09%
■ /velocimetry/application_pdpa.htm	9	0.08%

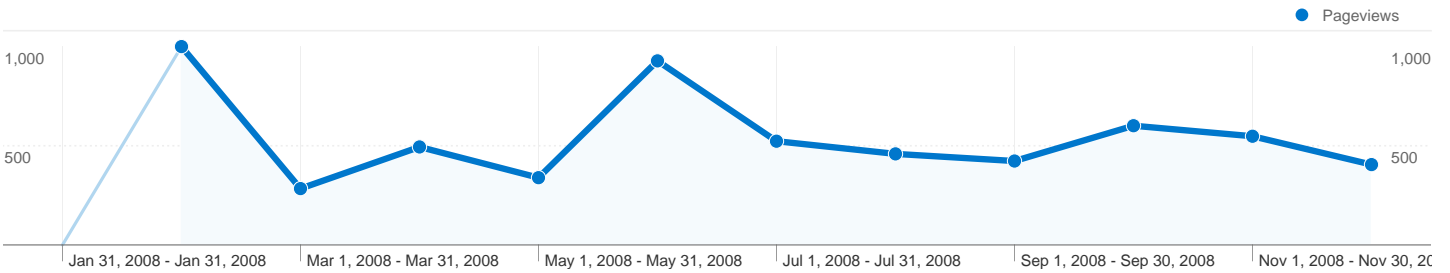
■ /velocimetry/application_plif.htm	6	0.05%
■ /velocimetry/application_ptv.htm	6	0.05%
■ /velocimetry/application_ldv.htm	5	0.04%
■ /index.htm?cx=partner-pub-7111126966948176:doyhzamg7nr&cof=F ORID:10&ie=ISO-8859-1&q=OSIV	3	0.03%
■ /index.htm?cx=partner-pub-7111126966948176:doyhzamg7nr&cof=F ORID:10&ie=ISO-8859-1&q=piv	3	0.03%
■ /index.htm?cx=partner-pub-7111126966948176:doyhzamg7nr&cof=F ORID:10&ie=ISO-8859-1&q=cfd	2	0.02%
■ /index.htm?cx=partner-pub-7111126966948176:doyhzamg7nr&cof=F ORID:10&ie=ISO-8859-1&q=stereo+piv	2	0.02%
■ /ipp.htm?cx=partner-pub-7111126966948176:doyhzamg7nr&cof=F ORID:10&ie=ISO-8859-1&q=piv	2	0.02%
■ /translate_c?hl=ru&sl=en&u=http://www.velocimetry.net/application_pdpa.htm&prev=/search?q=PDP&start=20&complete=1&hl=ru&lr=&newwindow=1&sa=N	2	0.02%
■ /babelfish/translate_url_content?.intl=tw&lp=en_zt&trurl=http://www.velocimetry.net/contact.htm	1	0.01%
■ /forum/	1	0.01%
■ /index.htm?cx=partner-pub-7111126966948176:doyhzamg7nr&cof=F ORID:10&ie=ISO-8859-1&q=IFIDS	1	0.01%
■ /index.htm?cx=partner-pub-7111126966948176:doyhzamg7nr&cof=F ORID:10&ie=ISO-8859-1&q=Kreps&sa=Search	1	0.01%
■ /index.htm?cx=partner-pub-7111126966948176:doyhzamg7nr&cof=F ORID:10&ie=ISO-8859-1&q=LIBS&sa=Search	1	0.01%
■ /index.htm?cx=partner-pub-7111126966948176:doyhzamg7nr&cof=F ORID:10&ie=ISO-8859-1&q=laser	1	0.01%
■ /search?q=cache:-iiuTqr-bEEJ:www.velocimetry.net/application.htm+CCD+camera,+PCO,+image+oscillates&hl=en&ct=clnk&cd=5&gl=us	1	0.01%
■ /search?q=cache:-iiuTqr-bEEJ:www.velocimetry.net/application.htm+LaVision+particle+seeder&hl=en&ct=clnk&cd=16&gl=us	1	0.01%
■ /search?q=cache:-iiuTqr-bEEJ:www.velocimetry.net/application.htm+continuous+laser+for+time+resolved+piv&hl=en&ct=clnk&cd=29&client=opera	1	0.01%
■ /search?q=cache:9ehzAU7XTcJ:www.velocimetry.net/links.htm+VDS+CCD-4000+kodak&hl=ja&ct=clnk&cd=1&gl=jp&client=firefox-a	1	0.01%

■ /search?q=cache:9ehzAUn7XTcJ:www.velocimetry.net/links.htm+Westerweel,+J.,+Digital+Particle+Image+Velocimetry++Theory+and+Application&hl=en&ct=clnk&cd=5&gl=us	1	0.01%
■ /search?q=cache:9ehzAUn7XTcJ:www.velocimetry.net/links.htm+flowsense+camera+2m+1600&hl=es&ct=clnk&cd=4&client=opera	1	0.01%
■ /search?q=cache:NfBd6NVEQSYJ:www.velocimetry.net/application_nanopiv.htm+nano-PIV&hl=en&ct=clnk&cd=3	1	0.01%
■ /search?q=cache:z5CKIJ0S73sJ:www.velocimetry.net/+velocimetro.net&hl=pt-BR&ct=clnk&cd=1&gl=br	1	0.01%

Entrance Sources:

Jan 31, 2008 - Dec 31, 2008

Comparing to: Site



This page was viewed 6,004 times via 34 sources

Content Performance

Pageviews 6,004 % of Site Total: 53.90%	Unique Pageviews 3,782 % of Site Total: 52.84%	Avg. Time on Page 00:01:09 Site Avg: 00:01:12 (-3.85%)	Bounce Rate 43.77% Site Avg: 53.11% (-17.59%)	% Exit 21.12% Site Avg: 25.54% (-17.30%)	\$ Index \$0.00 Site Avg: \$0.00 (0.00%)
---	--	--	---	--	--

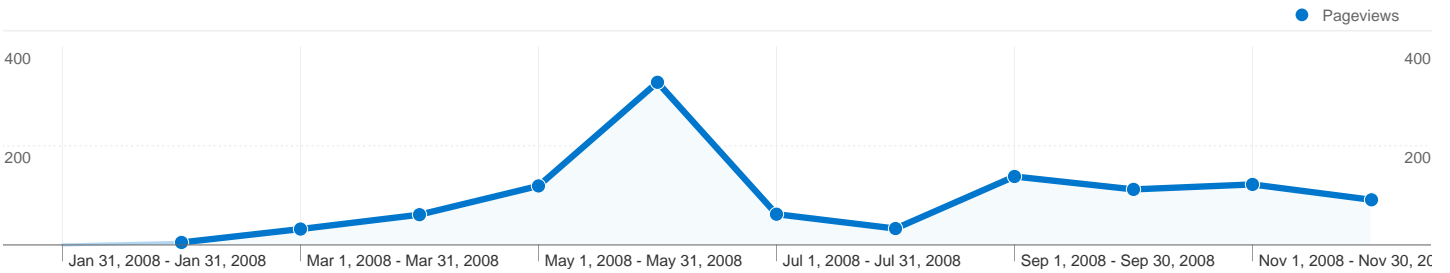
Source	Pageviews	Pageviews	Pageviews
(direct)	3,006	50.07%	
google	1,003	16.71%	
velocimetry.in	469	7.81%	
en.wikipedia.org	466	7.76%	
mail.google.com	321	5.35%	
gsudhirg.googlepages.com	192	3.20%	
orkut.com	103	1.72%	
temasek-lab.nus.edu.sg	66	1.10%	
yahoo	66	1.10%	
linkedin.com	64	1.07%	
velocimetry.net	44	0.73%	
alexa.com	38	0.63%	
live	28	0.47%	
alumni.nitk.ac.in	25	0.42%	
valuebound.com	22	0.37%	
websitegrader.com	18	0.30%	
velocimetry.blogspot.com	10	0.17%	
orkut.co.in	9	0.15%	
nitkalumni.ning.com	8	0.13%	
sea28.chol.com	8	0.13%	
us.f511.mail.yahoo.com	7	0.12%	

■ msn	6	0.10%
■ us.f379.mail.yahoo.com	6	0.10%
■ scour.com	4	0.07%
■ aseanpreneurs.ning.com	3	0.05%
■ images.google.de	3	0.05%
■ rednano.sg	2	0.03%
■ 64.233.169.104	1	0.02%
■ blogger.com	1	0.02%
■ google.com.au	1	0.02%
■ guide.opendns.com	1	0.02%
■ in.mc83.mail.yahoo.com	1	0.02%
■ recruiter.monster.com.sg	1	0.02%
■ uk.mc301.mail.yahoo.com	1	0.02%

Entrance Keywords:

Jan 31, 2008 - Dec 31, 2008

Comparing to: Site



This page was viewed 1,103 times via 80 keywords

Content Performance

Pageviews 1,103 % of Site Total: 9.90%	Unique Pageviews 661 % of Site Total: 9.23%	Avg. Time on Page 00:01:11 Site Avg: 00:01:12 (-0.86%)	Bounce Rate 52.05% Site Avg: 53.11% (-2.00%)	% Exit 22.21% Site Avg: 25.54% (-13.03%)	\$ Index \$0.00 Site Avg: \$0.00 (0.00%)
--	---	--	--	--	--

Keyword	Pageviews	Pageviews	Pageviews
velocimetry	494	44.79%	
velocimetry.net	192	17.41%	
www.velocimetry.net	26	2.36%	
www.velocimetry.net	23	2.09%	
applications of piv	22	1.99%	
piv09	22	1.99%	
slide show piv particle	20	1.81%	
tudelft univ + piv	20	1.81%	
comparison of piv and pdpa	19	1.72%	
http://www.velocimetry.net	14	1.27%	
pivmat dantec	14	1.27%	
piv or ptv	12	1.09%	
+laser velocimetry	11	1.00%	
piv ldv forum	11	1.00%	
pivmat	11	1.00%	
piv dantec tsi	10	0.91%	
piv velocimetry arun	10	0.91%	
micro piv forums	9	0.82%	
plif laser online	9	0.82%	
velociemtry.net	9	0.82%	
ldv/pdpa	8	0.73%	

■ velocimetry net	8	0.73%
■ laser flow diagnostic techniques (piv, stereopiv, micropiv, nanopiv, high speed piv, ptv, ldv, pdpa, plif, ilids, psp)	7	0.63%
■ diagnostic techniques for high speed flows	6	0.54%
■ laser velocimetry techniques: ldv, piv, and ptv	6	0.54%
■ micro piv discussion online forum	6	0.54%
■ technologies principles sensors technology course piv	6	0.54%
■ etalon research piv	5	0.45%
■ flow diagnostics pdpa piv	5	0.45%
■ laser diagnostic techniques	5	0.45%
■ piv online laser	5	0.45%
■ "phantom v12" dantec	4	0.36%
■ free piv	4	0.36%
■ hisense mkii camera	4	0.36%
■ isospheres for piv	4	0.36%
■ laser diagnostic techniques still imaging	3	0.27%
■ laser flow ldv	3	0.27%
■ osiv piv	3	0.27%
■ particle image velocimetry	3	0.27%
■ piv+rtcam	3	0.27%
■ velocimetror.net	3	0.27%
■ nanopiv	2	0.18%
■ piv lavision free download	2	0.18%
■ velocimetro.net.br	2	0.18%
■ veocimetro.net	2	0.18%
■ vidpiv free	2	0.18%
■ 8th international symposium on particle image velocimetry piv 2009	1	0.09%
■ applications of lasers in velocimetry	1	0.09%
■ arunraj velocimetry	1	0.09%
■ diagnostic techniques	1	0.09%
■ el lacer flow	1	0.09%
■ http://www.velocimetry.net/	1	0.09%
■ ila piv	1	0.09%
■ laser diagnostic technique	1	0.09%

■ laser diagnostic technique(ldv)	1	0.09%
■ laser ldv	1	0.09%
■ laser pdpa	1	0.09%
■ laserflow	1	0.09%
■ laserflow.com	1	0.09%
■ lasers for velocimetry	1	0.09%
■ lasers in flow diagnostics	1	0.09%
■ measurement piv melbourne 2009	1	0.09%
■ particle image velocimetry events	1	0.09%
■ piv 2009 melbourne	1	0.09%
■ piv china velocimetry	1	0.09%
■ piv idt tsi	1	0.09%
■ piv measurement melbourne 2009	1	0.09%
■ piv pdpa ldv	1	0.09%
■ piv09 conference in melbourne	1	0.09%
■ pivtec download	1	0.09%
■ psp ptv	1	0.09%
■ ptv psp	1	0.09%
■ the 8th international symposium on particle image velocimetry (piv 2009)	1	0.09%
■ upcoming conference 2009 in fluid particle image velocimetry	1	0.09%
■ velocimetro.net	1	0.09%
■ velocimetro+net	1	0.09%
■ velocimetro2.net	1	0.09%
■ velocinetry.net	1	0.09%
■ www.efluids.com	1	0.09%
■ www.velocimetro.net.br	1	0.09%